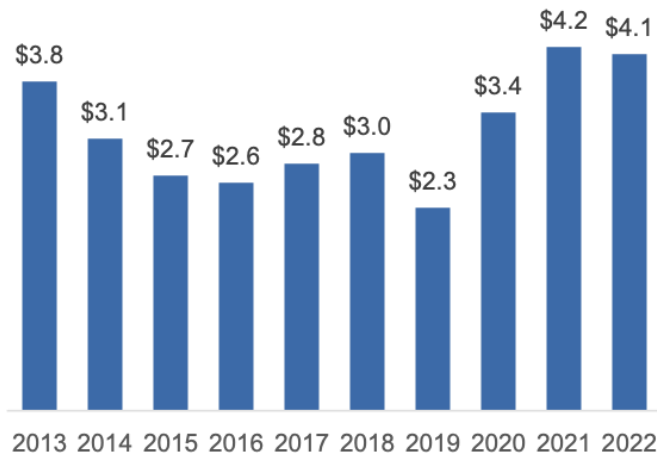


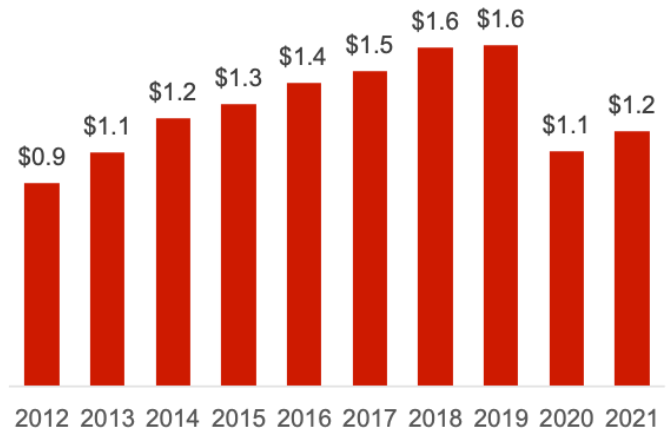
Georgia's Exports to China

Georgia's goods and services exports to China supported 27,290 American jobs in 2021.

Goods (\$ billion)



Services (\$ billion)



Change (2021-2022): -2%

Growth (2020-2021): 8%

Top Goods Export Markets, 2022

1. Canada	\$7.0 billion
2. Mexico	\$4.6 billion
3. China	\$4.1 billion
4. Germany	\$2.4 billion
5. Singapore	\$2.1 billion

Top Services Export Markets, 2021

1. United Kingdom	\$2.1 billion
2. Ireland	\$1.8 billion
3. Canada	\$1.6 billion
4. Germany	\$1.3 billion
5. China	\$1.2 billion

Top Goods Exports to China, 2022

1. Pulp & paperboard mill products	\$894 million
2. Motor vehicles	\$780 million
3. Meat products	\$522 million
4. Aerospace products & parts	\$266 million
5. Medical equipment & supplies	\$264 million

Top Services Exports to China, 2021

1. Education	\$276 million
2. Ocean freight & port services	\$128 million
3. Software distribution royalties	\$107 million
4. Misc. financial services	\$97 million
5. Credit-related services	\$96 million

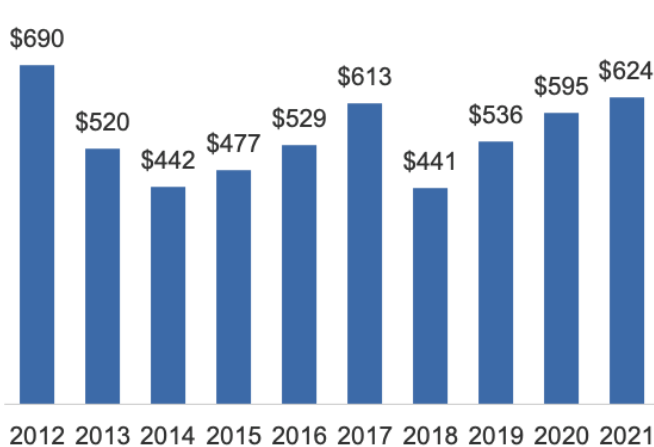
9% of Georgia's global goods exports went to China in 2022

5% of Georgia's global services exports went to China in 2021

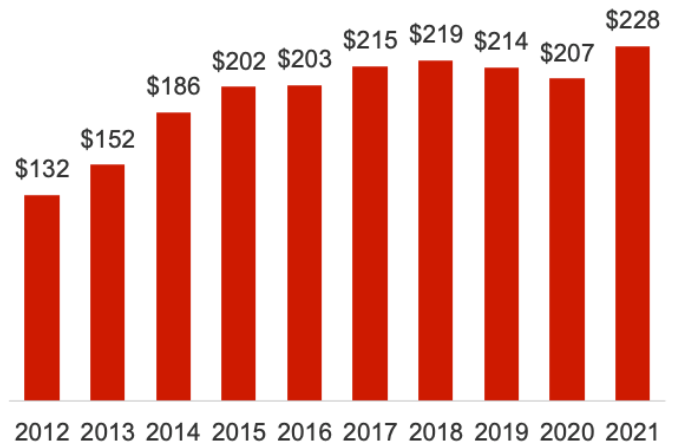
Georgia's 1st District Exports to China

Georgia's 1st District goods and services exports to China supported 3,900 American jobs in 2021.

Goods (\$ million)



Services (\$ million)



Growth (2021-2022): 5%

Growth (2020-2021): 10%

Top Goods Export Markets, 2022

1. China	\$624 million
2. Germany	\$575 million
3. Singapore	\$535 million
4. Canada	\$518 million
5. Mexico	\$352 million

Top Services Export Markets, 2021

1. China	\$228 million
2. Germany	\$200 million
3. Switzerland	\$188 million
4. Japan	\$171 million
5. Denmark	\$121 million

Top Goods Exports to China, 2022

1. Pulp & paperboard mill products	\$360 million
2. Aerospace products & parts	\$103 million
3. Motor vehicles	\$58 million
4. Resins & synthetic fibers	\$27 million
5. Basic chemicals	\$13 million

Top Services Exports to China, 2021

1. Ocean freight & port services	\$128 million
2. Education	\$68 million
3. Misc. business, prof. & tech. services	\$4.3 million
4. Misc. financial services	\$4.1 million
5. Credit-related services	\$3.5 million

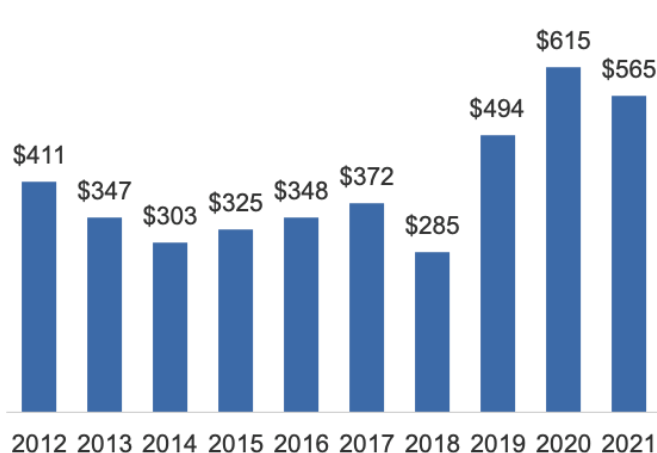
10% of GA-1 global goods exports went to China in 2022

10% of GA-1 global services exports went to China in 2021

Georgia's 2nd District Exports to China

Georgia's 2nd District goods and services exports to China supported 3,390 American jobs in 2021.

Goods (\$ million)



Change (2021-2022): -8%

Top Goods Export Markets, 2022

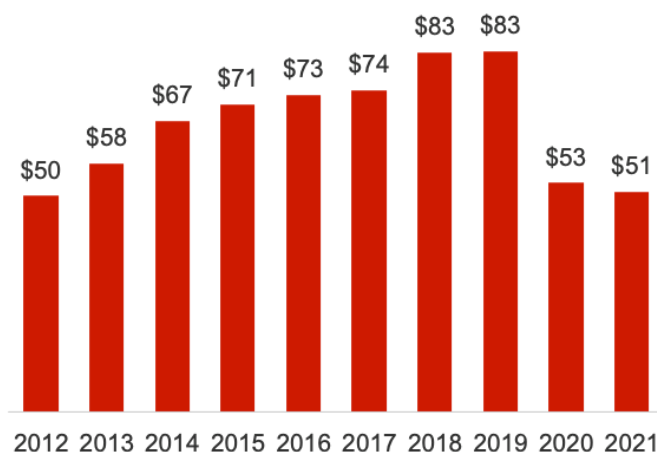
1. Canada	\$603 million
2. China	\$565 million
3. Mexico	\$358 million
4. Germany	\$230 million
5. Singapore	\$182 million

Top Goods Exports to China, 2022

1. Pulp & paperboard mill products	\$166 million
2. Motor vehicles	\$145 million
3. Meat products	\$72 million
4. Misc. crops	\$34 million
5. Aerospace products & parts	\$28 million

13% of GA-2 global goods exports went to China in 2022

Services (\$ million)



Change (2020-2021): -4%

Top Services Export Markets, 2021

1. United Kingdom	\$119 million
2. Canada	\$75 million
3. Mexico	\$58 million
4. Ireland	\$52 million
5. China	\$51 million

Top Services Exports to China, 2021

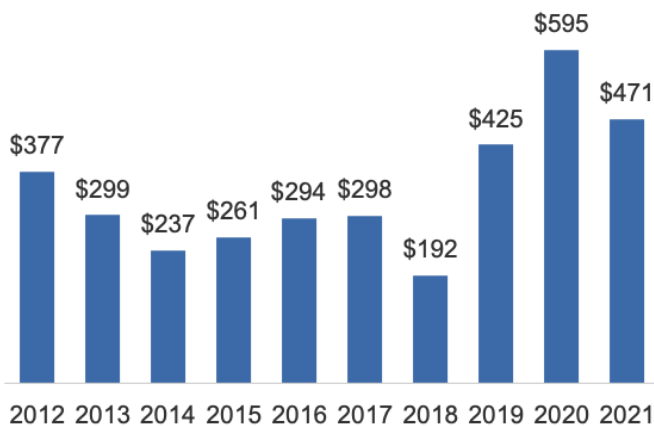
1. Credit-related services	\$15 million
2. Misc. financial services	\$8.1 million
3. Education	\$6.5 million
4. Misc. business, prof. & tech. services	\$3.6 million
5. Trademark royalties	\$3.3 million

5% of GA-2 global services exports went to China in 2021

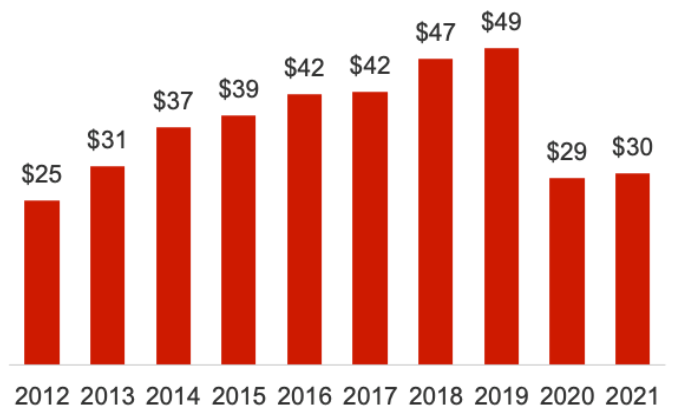
Georgia's 3rd District Exports to China

Georgia's 3rd District goods and services exports to China supported 2,670 American jobs in 2021.

Goods (\$ million)



Services (\$ million)



Change (2021-2022): -21%

Growth (2020-2021): 2%

Top Goods Export Markets, 2022

1. Canada	\$799 million
2. Mexico	\$722 million
3. China	\$471 million
4. Germany	\$440 million
5. Singapore	\$410 million

Top Services Export Markets, 2021

1. Ireland	\$59 million
2. United Kingdom	\$58 million
3. Canada	\$40 million
4. Mexico	\$37 million
5. China	\$30 million

Top Goods Exports to China, 2022

1. Motor vehicles	\$217 million
2. Aerospace products & parts	\$72 million
3. Pulp & paperboard mill products	\$41 million
4. Meat products	\$19 million
5. Resins & synthetic fibers	\$14 million

Top Services Exports to China, 2021

1. Credit-related services	\$5.1 million
2. Software distribution royalties	\$3.9 million
3. Misc. business, prof. & tech. services	\$3.6 million
4. Misc. financial services	\$3.2 million
5. Trademark royalties	\$2.8 million

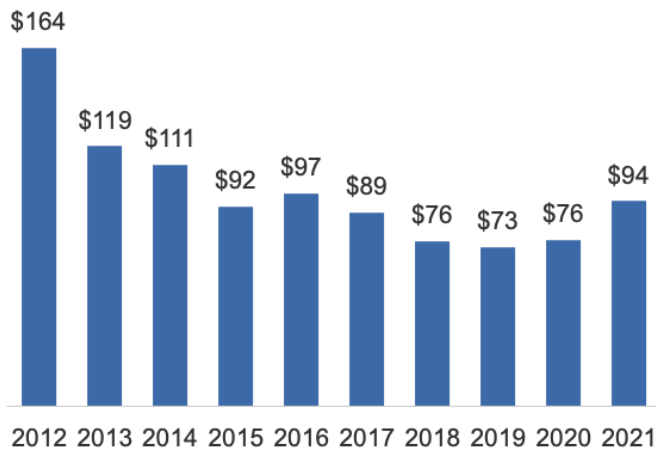
8% of GA-3 global goods exports went to China in 2022

5% of GA-3 global services exports went to China in 2021

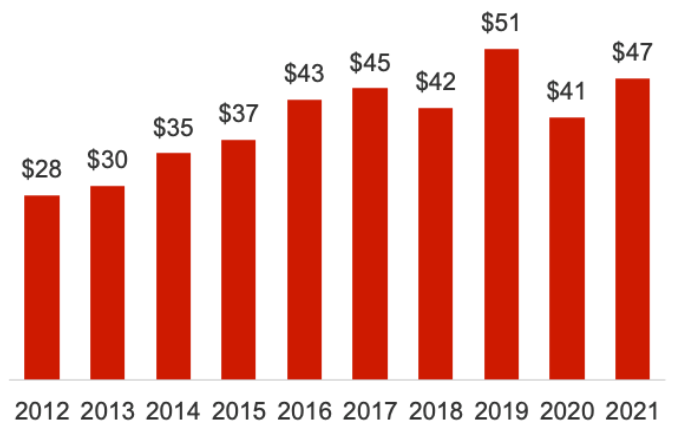
Georgia's 4th District Exports to China

Georgia's 4th District goods and services exports to China supported 600 American jobs in 2021.

Goods (\$ million)



Services (\$ million)



Growth (2021-2022): 23%

Growth (2020-2021): 15%

Top Goods Export Markets, 2022

1. Canada	\$258 million
2. Mexico	\$189 million
3. China	\$94 million
4. Singapore	\$81 million
5. Germany	\$79 million

Top Services Export Markets, 2021

1. Ireland	\$123 million
2. United Kingdom	\$97 million
3. Canada	\$76 million
4. Switzerland	\$55 million
7. China	\$47 million

Top Goods Exports to China, 2022

1. Medical equipment & supplies	\$25 million
2. Resins & synthetic fibers	\$20 million
3. Engines & turbines	\$11 million
4. Aerospace products & parts	\$6.6 million
5. Pulp & paperboard mill products	\$6.6 million

Top Services Exports to China, 2021

1. Software distribution royalties	\$10 million
2. Education	\$4.4 million
3. Misc. business, prof. & tech. services	\$4.1 million
4. Credit-related services	\$3.6 million
5. Trademark royalties	\$3.4 million

6% of GA-4 global goods exports went to China in 2022

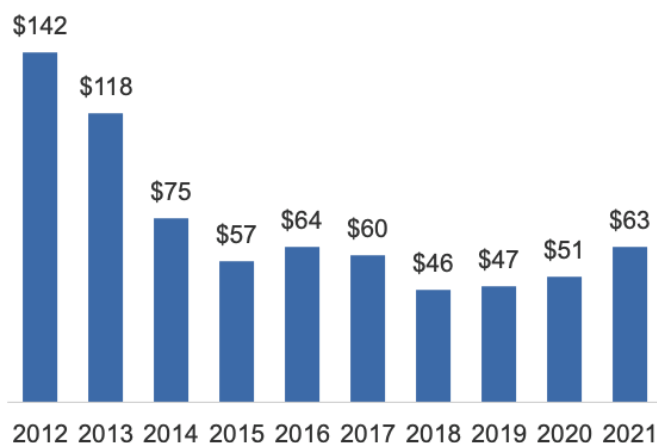
5% of GA-4 global services exports went to China in 2021

Georgia's 5th District Exports to China

Georgia's 5th District goods and services exports to China supported 2,900 American jobs in 2021.

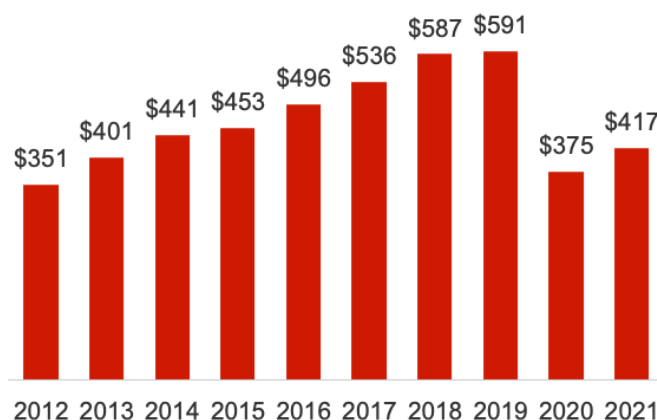
Goods

(\$ million)



Services

(\$ million)



Growth (2021-2022): 23%

Growth (2020-2021): 11%

Top Goods Export Markets, 2022

1. Canada	\$169 million
2. Mexico	\$101 million
3. China	\$63 million
4. Netherlands	\$55 million
5. Germany	\$52 million

Top Services Export Markets, 2021

1. United Kingdom	\$859 million
2. Ireland	\$694 million
3. Canada	\$595 million
4. Germany	\$588 million
5. China	\$417 million

Top Goods Exports to China, 2022

1. Medical equipment & supplies	\$14 million
2. Navigational & meas. instruments	\$14 million
3. Resins & synthetic fibers	\$10 million
4. Scrap products	\$7.1 million
5. Engines & turbines	\$3.9 million

Top Services Exports to China, 2021

1. Education	\$156 million
2. Software distribution royalties	\$49 million
3. Misc. financial services	\$40 million
4. Credit-related services	\$27 million
5. Air freight & port services	\$21 million

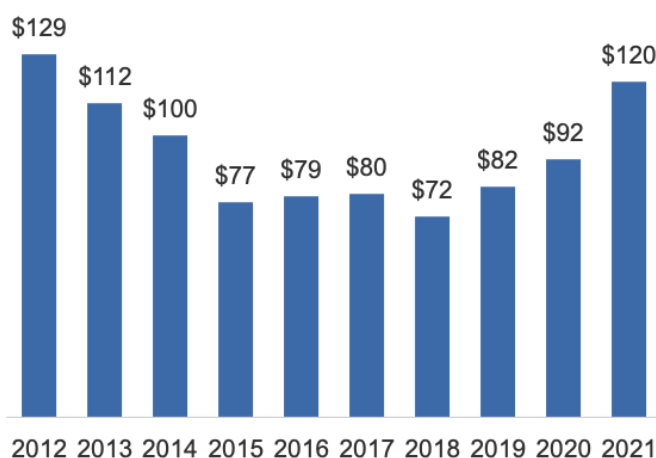
5% of GA-5 global goods exports went to China in 2022

5% of GA-5 global services exports went to China in 2021

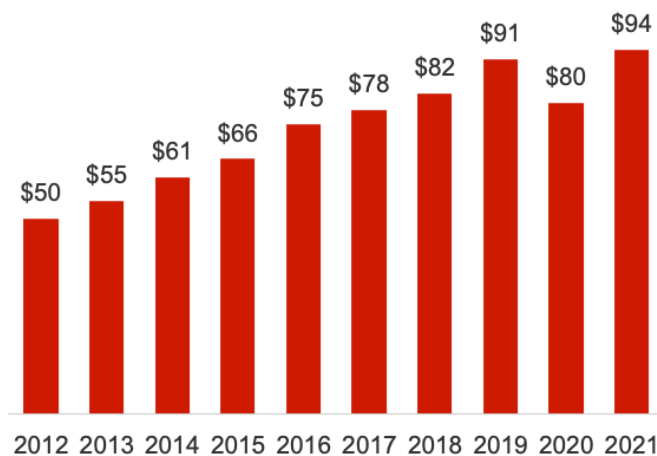
Georgia's 6th District Exports to China

Georgia's 6th District goods and services exports to China supported 990 American jobs in 2021.

Goods (\$ million)



Services (\$ million)



Growth (2021-2022): 30%

Growth (2020-2021): 17%

Top Goods Export Markets, 2022

1. Canada	\$259 million
2. Mexico	\$250 million
3. Netherlands	\$164 million
4. China	\$120 million
5. Singapore	\$101 million

Top Services Export Markets, 2021

1. Ireland	\$320 million
2. United Kingdom	\$236 million
3. Canada	\$231 million
4. Switzerland	\$156 million
9. China	\$94 million

Top Goods Exports to China, 2022

1. Meat products	\$48 million
2. Medical equipment & supplies	\$28 million
3. Navigational & meas. instruments	\$14 million
4. Scrap products	\$5.4 million
5. Computer equipment	\$3.9 million

Top Services Exports to China, 2021

1. Software distribution royalties	\$21 million
2. Computer software services	\$7.9 million
3. Credit-related services	\$7.6 million
4. Business mgmt. & consulting	\$7.4 million
5. Misc. financial services	\$7.2 million

6% of GA-6 global goods exports went to China in 2022

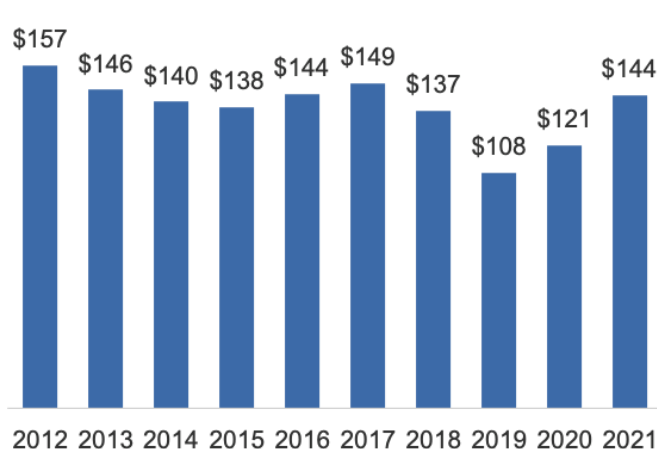
4% of GA-6 global services exports went to China in 2021

Georgia's 7th District Exports to China

Georgia's 7th District goods and services exports to China supported 920 American jobs in 2021.

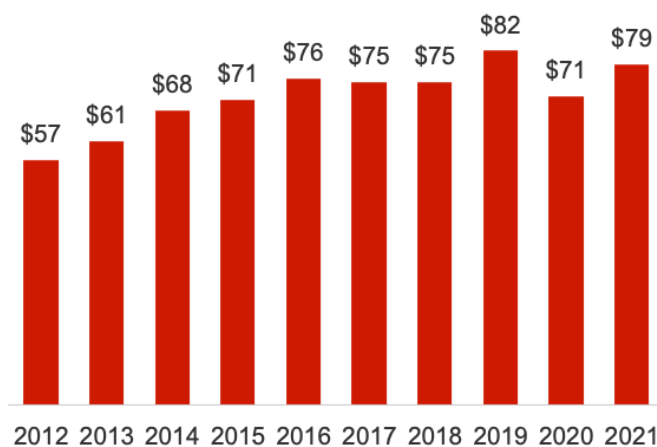
Goods

(\$ million)



Services

(\$ million)



Growth (2021-2022): 19%

Growth (2020-2021): 10%

Top Goods Export Markets, 2022

1. Canada	\$563 million
2. Mexico	\$403 million
3. Germany	\$159 million
4. Netherlands	\$158 million
5. China	\$144 million

Top Services Export Markets, 2021

1. Ireland	\$246 million
2. United Kingdom	\$151 million
3. Canada	\$142 million
4. Switzerland	\$131 million
7. China	\$79 million

Top Goods Exports to China, 2022

1. Medical equipment & supplies	\$68 million
2. Navigational & meas. instruments	\$20 million
3. Basic chemicals	\$9.1 million
4. Scrap products	\$8.6 million
5. Misc. general purpose machinery	\$5.0 million

Top Services Exports to China, 2021

1. Software distribution royalties	\$17 million
2. Royalties from industrial processes	\$11 million
3. Computer software services	\$6.4 million
4. Misc. business, prof. & tech. services	\$6.4 million
5. Trademark royalties	\$5.0 million

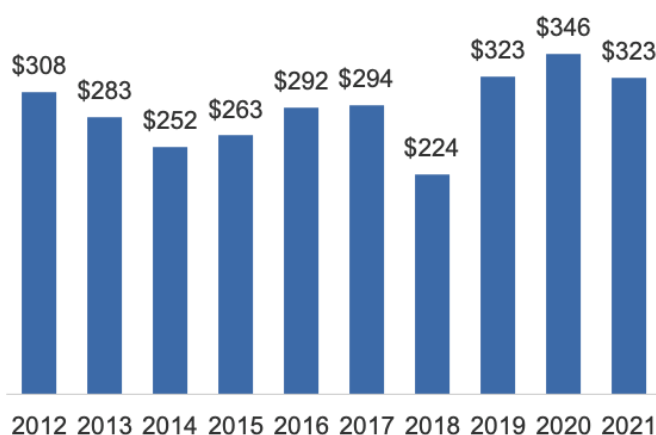
5% of GA-7 global goods exports went to China in 2022

4% of GA-7 global services exports went to China in 2021

Georgia's 8th District Exports to China

Georgia's 8th District goods and services exports to China supported 2,120 American jobs in 2021.

Goods (\$ million)



Change (2021-2022): -7%

Top Goods Export Markets, 2022

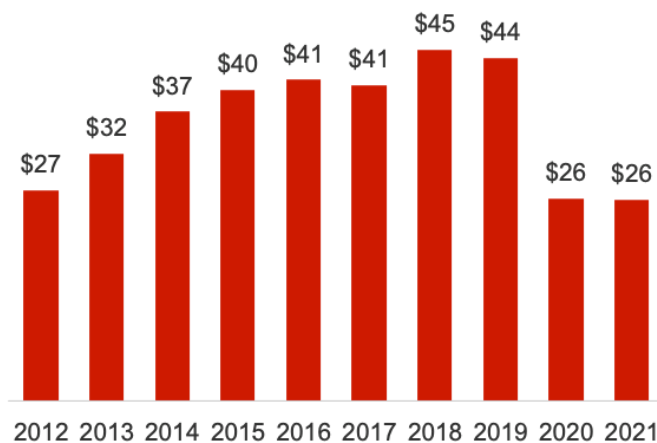
1. Canada	\$474 million
2. China	\$525 million
3. Mexico	\$245 million
4. Germany	\$111 million
5. Japan	\$104 million

Top Goods Exports to China, 2022

1. Pulp & paperboard mill products	\$96 million
2. Misc. crops	\$41 million
3. Motor vehicles	\$29 million
4. Meat products	\$28 million
5. Nonmetallic minerals	\$22 million

11% of GA-8 global goods exports went to China in 2022

Services (\$ million)



Change (2020-2021): -1%

Top Services Export Markets, 2021

1. United Kingdom	\$68 million
2. Canada	\$42 million
3. Mexico	\$36 million
4. Ireland	\$30 million
5. China	\$26 million

Top Services Exports to China, 2021

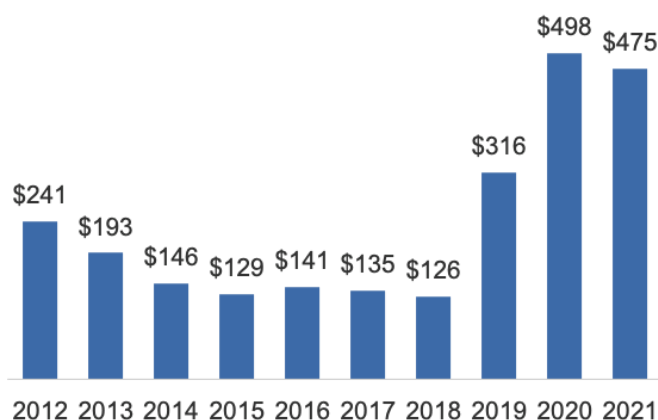
1. Misc. financial services	\$6.0 million
2. Credit-related services	\$3.9 million
3. Education	\$2.5 million
4. Trademark royalties	\$2.5 million
5. Misc. business, prof. & tech. services	\$2.1 million

5% of GA-8 global services exports went to China in 2021

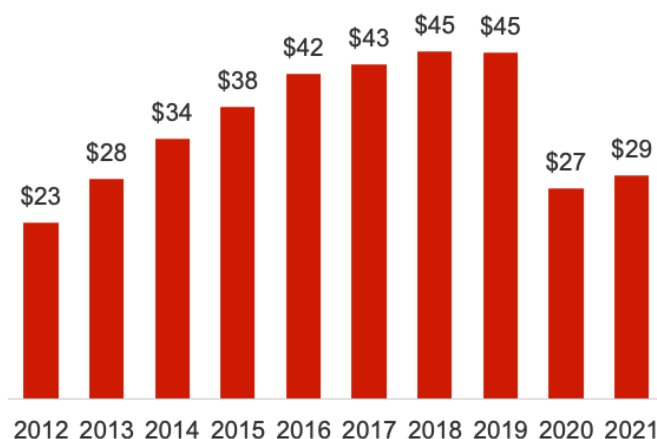
Georgia's 9th District Exports to China

Georgia's 9th District goods and services exports to China supported 2,740 American jobs in 2021.

Goods (\$ million)



Services (\$ million)



Change (2021-2022): -5%

Growth (2020-2021): 6%

Top Goods Export Markets, 2022

1. Canada	\$883 million
2. China	\$475 million
3. Mexico	\$388 million
4. Netherlands	\$152 million
5. Singapore	\$114 million

Top Services Export Markets, 2021

1. United Kingdom	\$45 million
2. Ireland	\$45 million
3. Canada	\$36 million
4. Mexico	\$31 million
5. China	\$29 million

Top Goods Exports to China, 2022

1. Meat products	\$184 million
2. Motor vehicles	\$159 million
3. Medical equipment & supplies	\$21 million
4. Misc. crops	\$17 million
5. Pulp & paperboard mill products	\$12 million

Top Services Exports to China, 2021

1. Education	\$5.1 million
2. Credit-related services	\$5.0 million
3. Misc. business, prof. & tech. services	\$3.2 million
4. Trademark royalties	\$2.5 million
5. Misc. financial services	\$2.4 million

12% of GA-9 global goods exports went to China in 2022

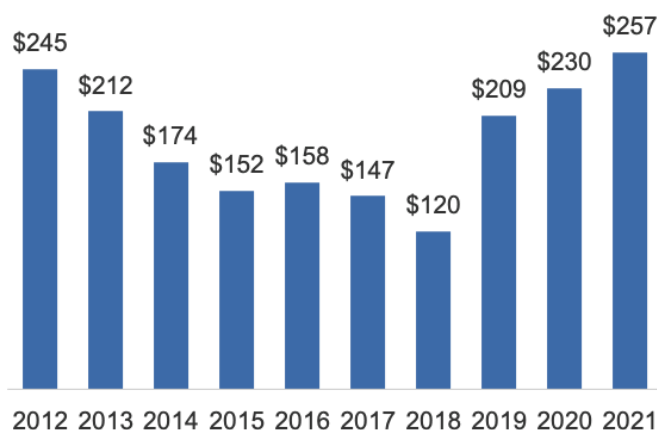
6% of GA-9 global services exports went to China in 2021

Georgia's 10th District Exports to China

Georgia's 10th District goods and services exports to China supported 1,530 American jobs in 2021.

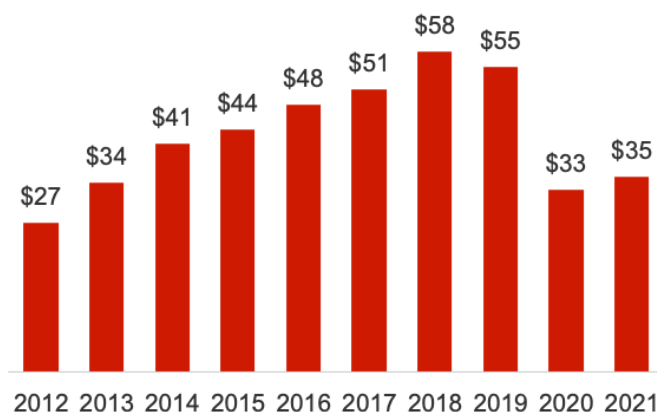
Goods

(\$ million)



Services

(\$ million)



Growth (2021-2022): 12%

Growth (2020-2021): 7%

Top Goods Export Markets, 2022

1. Canada	\$489 million
2. Mexico	\$282 million
3. China	\$257 million
4. Singapore	\$155 million
5. Germany	\$124 million

Top Services Export Markets, 2021

1. United Kingdom	\$40 million
2. China	\$35 million
3. Canada	\$29 million
4. Mexico	\$29 million
5. Ireland	\$26 million

Top Goods Exports to China, 2022

1. Meat products	\$68 million
2. Resins & synthetic fibers	\$55 million
3. Misc. crops	\$28 million
4. Motor vehicles	\$24 million
5. Aerospace products & parts	\$15 million

Top Services Exports to China, 2021

1. Education	\$19 million
2. Trademark royalties	\$2.8 million
3. Misc. financial services	\$2.4 million
4. Misc. business, prof. & tech. services	\$2.2 million
5. Royalties from industrial processes	\$1.6 million

9% of GA-10 global goods exports went to China in 2022

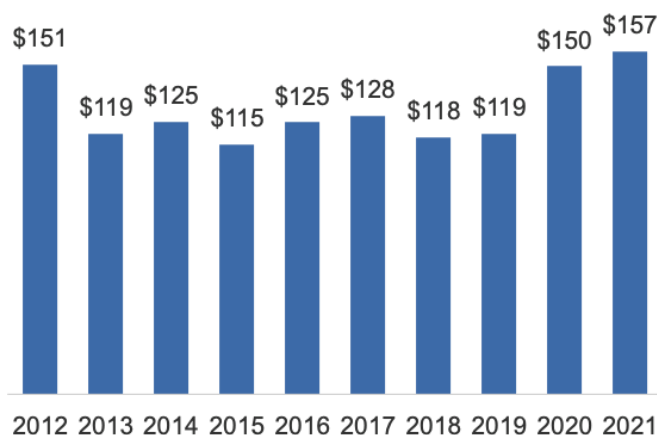
8% of GA-10 global services exports went to China in 2021

Georgia's 11th District Exports to China

Georgia's 11th District goods and services exports to China supported 1,110 American jobs in 2021.

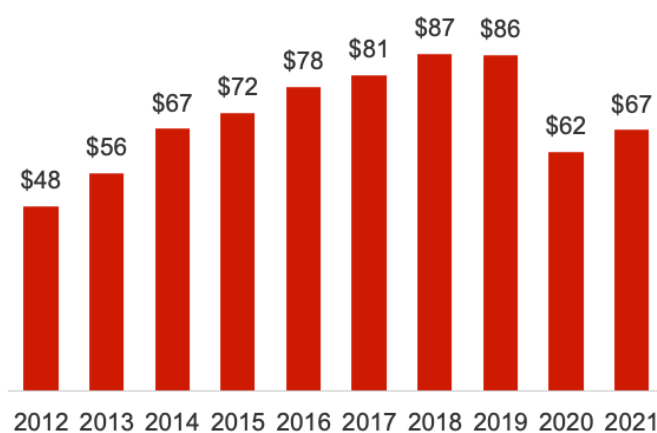
Goods

(\$ million)



Services

(\$ million)



Growth (2021-2022): 5%

Growth (2020-2021): 9%

Top Goods Export Markets, 2022

1. Canada	\$489 million
2. Mexico	\$279 million
3. China	\$157 million
4. Germany	\$128 million
5. Belgium	\$94 million

Top Services Export Markets, 2021

1. Canada	\$190 million
2. United Kingdom	\$154 million
3. Ireland	\$117 million
4. Switzerland	\$72 million
6. China	\$67 million

Top Goods Exports to China, 2022

1. Medical equipment & supplies	\$42 million
2. Meat products	\$18 million
3. Motor vehicles	\$15 million
4. Basic chemicals	\$12 million
5. Misc. general purpose machinery	\$7.6 million

Top Services Exports to China, 2021

1. Credit-related services	\$9.8 million
2. Misc. financial services	\$8.4 million
3. Education	\$8.3 million
4. Misc. business, prof. & tech. services	\$5.5 million
5. Royalties from industrial processes	\$5.3 million

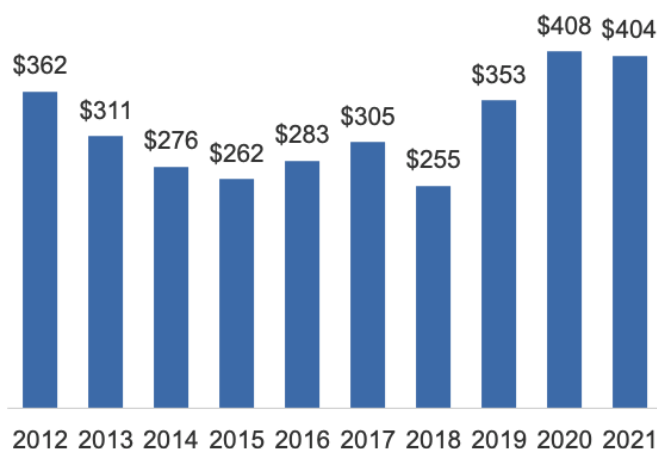
6% of GA-11 global goods exports went to China in 2022

4% of GA-11 global services exports went to China in 2021

Georgia's 12th District Exports to China

Georgia's 12th District goods and services exports to China supported 2,350 American jobs in 2021.

Goods (\$ million)



Change (2021-2022): -1%

Top Goods Export Markets, 2022

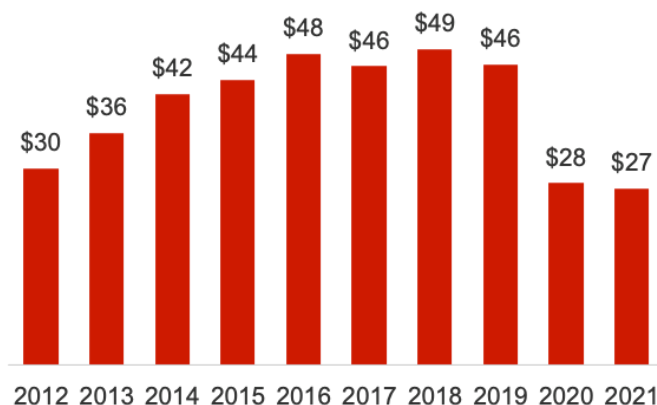
1. Canada	\$615 million
2. China	\$404 million
3. Mexico	\$296 million
4. Germany	\$130 million
5. Japan	\$123 million

Top Goods Exports to China, 2022

1. Pulp & paperboard mill products	\$117 million
2. Motor vehicles	\$52 million
3. Meat products	\$45 million
4. Resins & synthetic fibers	\$51 million
5. Misc. crops	\$30 million

11% of GA-12 global goods exports went to China in 2022

Services (\$ million)



Change (2020-2021): -5%

Top Services Export Markets, 2021

1. United Kingdom	\$55 million
2. Canada	\$41 million
3. Mexico	\$36 million
4. China	\$27 million
5. Ireland	\$24 million

Top Services Exports to China, 2021

1. Education	\$4.4 million
2. Misc. financial services	\$4.0 million
3. Trademark royalties	\$2.8 million
4. Misc. business, prof. & tech. services	\$2.6 million
5. Credit-related services	\$2.6 million

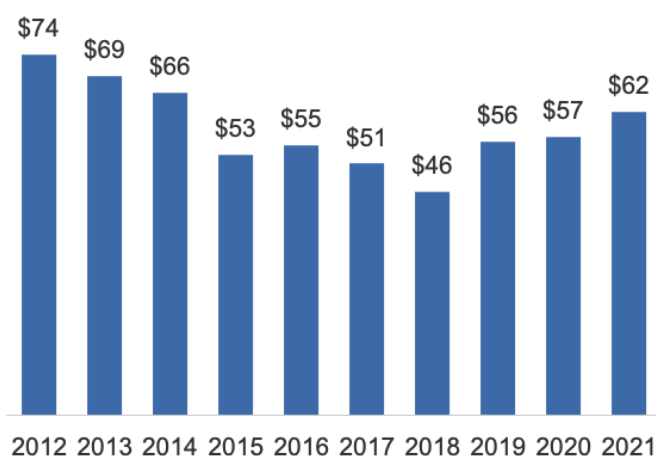
5% of GA-12 global services exports went to China in 2021

Georgia's 13th District Exports to China

Georgia's 13th District goods and services exports to China supported 430 American jobs in 2021.

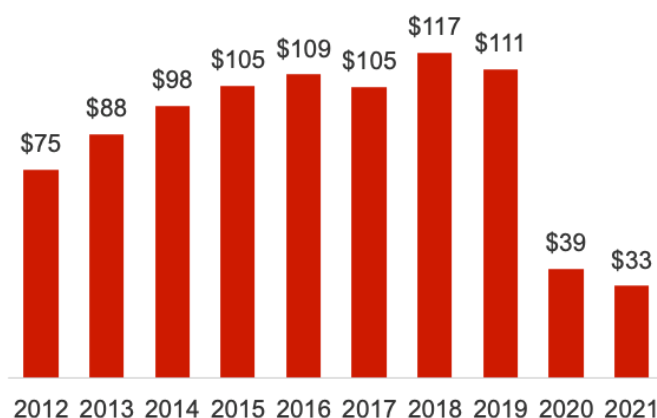
Goods

(\$ million)



Services

(\$ million)



Growth (2021-2022): 9%

Change (2020-2021): -16%

Top Goods Export Markets, 2022

1. Mexico	\$307 million
2. Canada	\$205 million
3. China	\$62 million
4. Germany	\$56 million
5. Singapore	\$30 million

Top Services Export Markets, 2021

1. Mexico	\$93 million
2. United Kingdom	\$69 million
3. Canada	\$60 million
4. Ireland	\$44 million
7. China	\$33 million

Top Goods Exports to China, 2022

1. Resins & synthetic fibers	\$8.9 million
2. Medical equipment & supplies	\$7.7 million
3. Pulp & paperboard mill products	\$6.3 million
4. Semiconductors & components	\$5.9 million
5. Misc. general purpose machinery	\$4.6 million

Top Services Exports to China, 2021

1. Passenger fares	\$7.5 million
2. Credit-related services	\$5.3 million
3. Misc. business, prof. & tech. services	\$3.9 million
4. Trademark royalties	\$2.5 million
5. Misc. financial services	\$2.1 million

5% of GA-13 global goods exports went to China in 2022

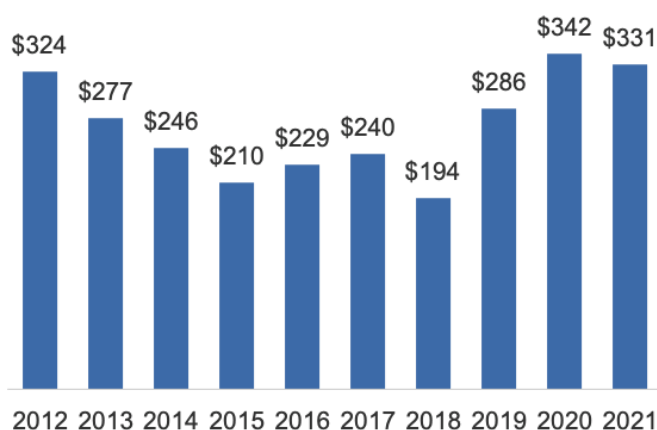
3% of GA-13 global services exports went to China in 2021

Georgia's 14th District Exports to China

Georgia's 14th District goods and services exports to China supported 1,660 American jobs in 2021.

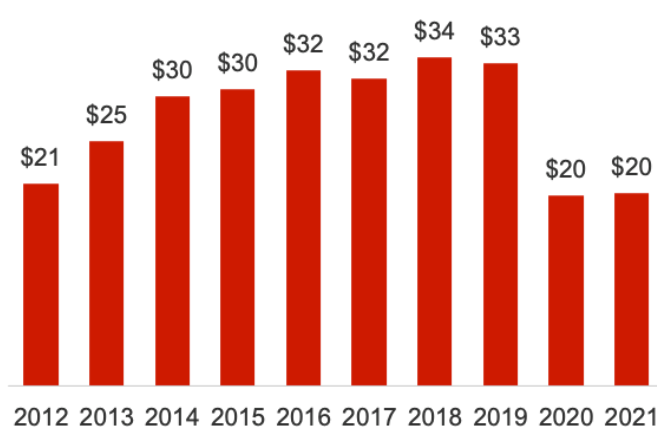
Goods

(\$ million)



Services

(\$ million)



Change (2021-2022): -3%

Growth (2020-2021): 1%

Top Goods Export Markets, 2022

1. Canada	\$702 million
2. Mexico	\$411 million
3. China	\$331 million
4. Germany	\$130 million
5. Singapore	\$105 million

Top Services Export Markets, 2021

1. United Kingdom	\$46 million
2. Canada	\$35 million
3. Mexico	\$30 million
4. Ireland	\$27 million
6. China	\$20 million

Top Goods Exports to China, 2022

1. Motor vehicles	\$81 million
2. Pulp & paperboard mill products	\$74 million
3. Resins & synthetic fibers	\$44 million
4. Meat products	\$24 million
5. Misc. crops	\$20 million

Top Services Exports to China, 2021

1. Misc. financial services	\$3.3 million
2. Trademark royalties	\$2.4 million
3. Royalties from industrial processes	\$2.3 million
4. Misc. business, prof. & tech. services	\$1.8 million
5. Credit-related services	\$1.6 million

9% of GA-14 global goods exports went to China in 2022

5% of GA-14 global services exports went to China in 2021