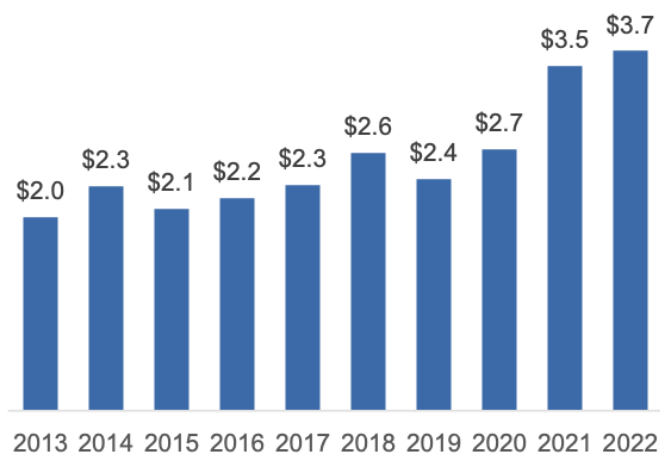


# Massachusetts' Exports to China

*Massachusetts' goods and services exports to China supported 32,310 American jobs in 2021.*

## Goods (\$ billion)



Growth (2021-2022): 4%

## Top Goods Export Markets, 2022

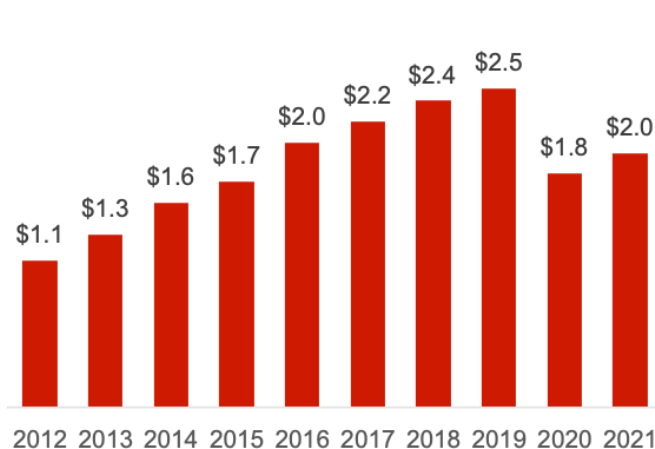
1. China	\$3.7 billion
2. Canada	\$3.6 billion
3. Mexico	\$2.9 billion
4. Germany	\$2.1 billion
5. Netherlands	\$2.0 billion

## Top Goods Exports to China, 2022

1. Industrial machinery	\$892 million
2. Navigational & meas. instruments	\$426 million
3. Medical equipment & supplies	\$351 million
4. Pharmaceuticals & medicines	\$317 million
5. Misc. general purpose machinery	\$289 million

*11% of Massachusetts' global goods exports went to China in 2022*

## Services (\$ billion)



Growth (2020-2021): 9%

## Top Services Export Markets, 2021

1. U.K. Caribbean	\$5.4 billion
2. Ireland	\$4.2 billion
3. United Kingdom	\$2.8 billion
4. Canada	\$2.2 billion
6. China	\$2.0 billion

## Top Services Exports to China, 2021

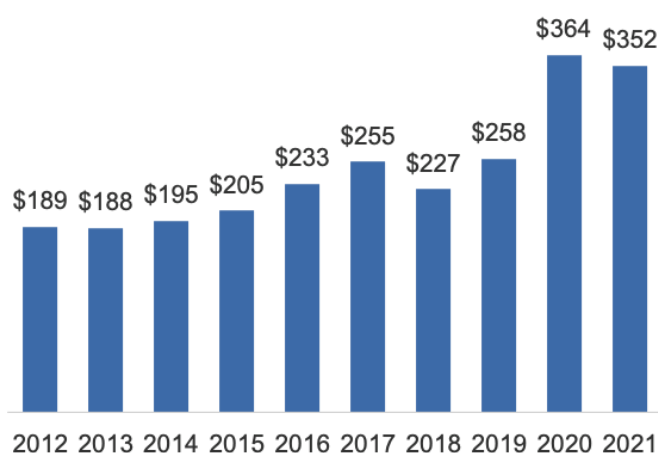
1. Education	\$1.0 billion
2. Software distribution royalties	\$201 million
3. Royalties from industrial processes	\$180 million
4. Misc. financial services	\$70 million
5. Computer software services	\$68 million

*5% of Massachusetts' global services exports went to China in 2021*

# Massachusetts' 1<sup>st</sup> District Exports to China

*Massachusetts' 1<sup>st</sup> District goods and services exports to China supported 2,320 American jobs in 2021.*

## Goods (\$ million)



Change (2021-2022): -3%

## Top Goods Export Markets, 2022

1. Canada	\$444 million
2. China	\$352 million
3. Mexico	\$289 million
4. Germany	\$179 million
5. Netherlands	\$155 million

## Top Goods Exports to China, 2022

1. Industrial machinery	\$52 million
2. Plastics products	\$41 million
3. Misc. general purpose machinery	\$35 million
4. Nonferrous metal products	\$30 million
5. Medical equipment & supplies	\$25 million

*12% of MA-1 global goods exports went to China in 2022*

## Services (\$ million)



Change (2020-2021): -1%

## Top Services Export Markets, 2021

1. United Kingdom	\$78 million
2. Mexico	\$58 million
3. Canada	\$51 million
4. China	\$50 million
5. Ireland	\$40 million

## Top Services Exports to China, 2021

1. Education	\$20 million
2. Misc. personal & recreational	\$5.7 million
3. Royalties from industrial processes	\$3.9 million
4. Trademark royalties	\$3.7 million
5. Misc. financial services	\$3.6 million

*7% of MA-1 global services exports went to China in 2021*

# Massachusetts' 2<sup>nd</sup> District Exports to China

*Massachusetts' 2<sup>nd</sup> District goods and services exports to China supported 3,830 American jobs in 2021.*

## Goods (\$ million)



Growth (2021-2022): 4%

### Top Goods Export Markets, 2022

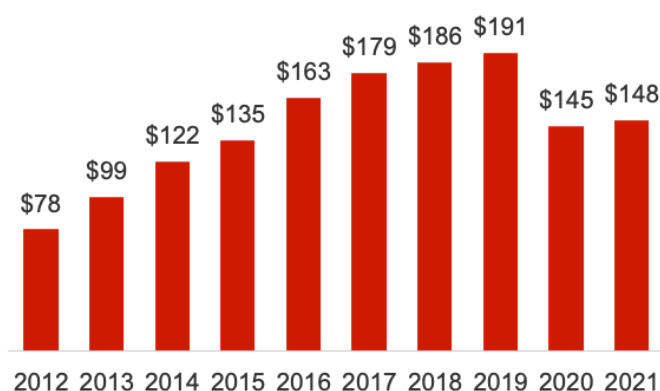
1. Canada	\$571 million
2. China	\$541 million
3. Mexico	\$482 million
4. Germany	\$503 million
5. Japan	\$219 million

### Top Goods Exports to China, 2022

1. Plastics products	\$73 million
2. Industrial machinery	\$70 million
3. Misc. general purpose machinery	\$55 million
4. Navigational & meas. instruments	\$49 million
5. Nonferrous metal products	\$41 million

*12% of MA-2 global goods exports went to China in 2022*

## Services (\$ million)



Growth (2020-2021): 2%

### Top Services Export Markets, 2021

1. Ireland	\$171 million
2. China	\$148 million
3. Switzerland	\$138 million
4. United Kingdom	\$112 million
5. Canada	\$82 million

### Top Services Exports to China, 2021

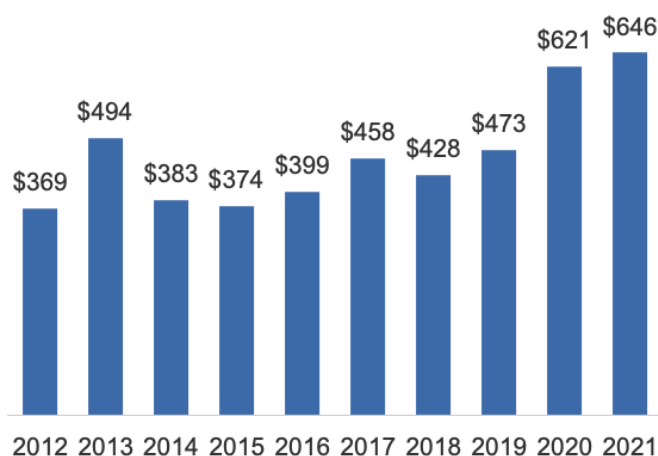
1. Education	\$95 million
2. Royalties from industrial processes	\$22 million
3. Misc. financial services	\$4.7 million
4. Misc. personal & recreational	\$4.6 million
5. Trademark royalties	\$4.2 million

*10% of MA-2 global services exports went to China in 2021*

# Massachusetts' 3<sup>rd</sup> District Exports to China

*Massachusetts' 3<sup>rd</sup> District goods and services exports to China supported 3,630 American jobs in 2021.*

## Goods (\$ million)



Growth (2021-2022): 4%

## Top Goods Export Markets, 2022

1. China	\$646 million
2. Canada	\$625 million
3. Mexico	\$615 million
4. Germany	\$441 million
5. Netherlands	\$401 million

## Top Goods Exports to China, 2022

1. Industrial machinery	\$146 million
2. Navigational & meas. instruments	\$124 million
3. Pharmaceuticals & medicines	\$70 million
4. Medical equipment & supplies	\$58 million
5. Misc. general purpose machinery	\$52 million

*10% of MA-3 global goods exports went to China in 2022*

## Services (\$ million)



Growth (2020-2021): 6%

## Top Services Export Markets, 2021

1. Ireland	\$576 million
2. Switzerland	\$316 million
3. Singapore	\$193 million
4. United Kingdom	\$184 million
8. China	\$137 million

## Top Services Exports to China, 2021

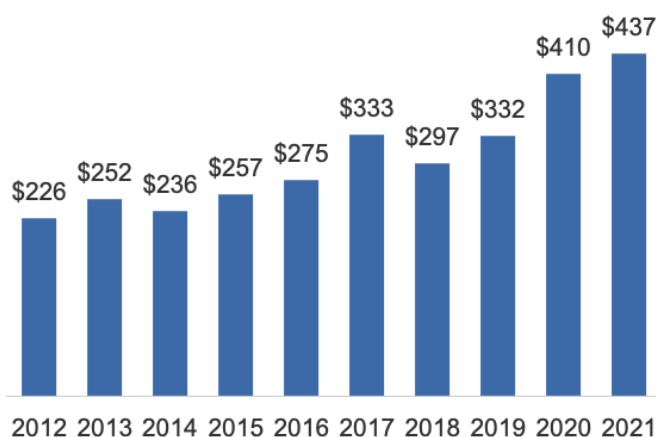
1. Royalties from industrial processes	\$42 million
2. Software distribution royalties	\$30 million
3. Education	\$17 million
4. Computer software services	\$8.2 million
5. Business mgmt. & consulting	\$5.4 million

*5% of MA-3 global services exports went to China in 2021*

# Massachusetts' 4<sup>th</sup> District Exports to China

*Massachusetts' 4<sup>th</sup> District goods and services exports to China supported 3,150 American jobs in 2021.*

## Goods (\$ million)



Growth (2021-2022): 6%

## Top Goods Export Markets, 2022

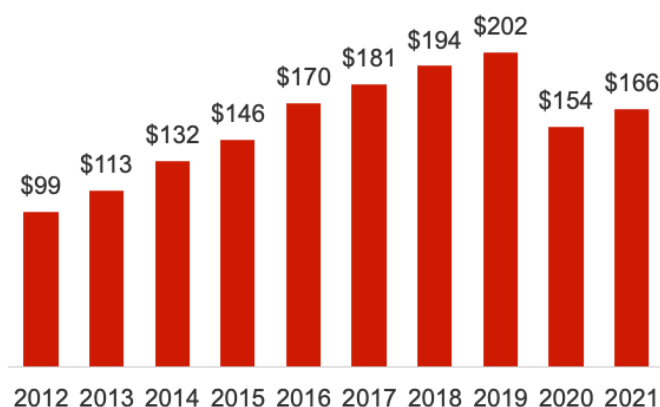
1. Canada	\$452 million
2. China	\$437 million
3. Mexico	\$412 million
4. Netherlands	\$317 million
5. Germany	\$283 million

## Top Goods Exports to China, 2022

1. Medical equipment & supplies	\$76 million
2. Industrial machinery	\$61 million
3. Nonferrous metal products	\$50 million
4. Basic chemicals	\$33 million
5. Misc. general purpose machinery	\$32 million

*11% of MA-4 global goods exports went to China in 2022*

## Services (\$ million)



Growth (2020-2021): 7%

## Top Services Export Markets, 2021

1. Ireland	\$422 million
2. U.K. Caribbean	\$225 million
3. United Kingdom	\$212 million
4. Switzerland	\$190 million
6. China	\$166 million

## Top Services Exports to China, 2021

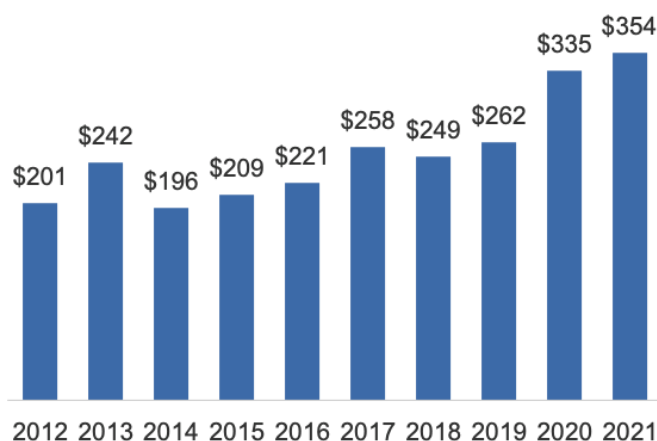
1. Education	\$65 million
2. Software distribution royalties	\$29 million
3. Royalties from industrial processes	\$19 million
4. Misc. financial services	\$8.0 million
5. Trademark royalties	\$6.0 million

*6% of MA-4 global services exports went to China in 2021*

# Massachusetts' 5<sup>th</sup> District Exports to China

*Massachusetts' 5<sup>th</sup> District goods and services exports to China supported 4,280 American jobs in 2021.*

## Goods (\$ million)



Growth (2021-2022): 6%

## Top Goods Export Markets, 2022

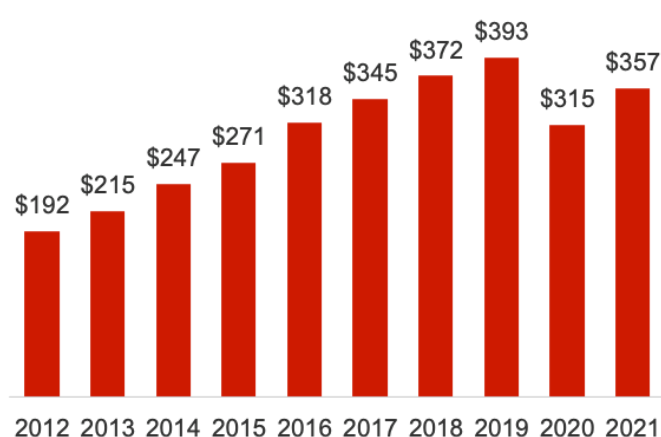
1. China	\$354 million
2. Canada	\$272 million
3. Mexico	\$262 million
4. Netherlands	\$239 million
5. Germany	\$214 million

## Top Goods Exports to China, 2022

1. Industrial machinery	\$88 million
2. Navigational & meas. instruments	\$79 million
3. Misc. general purpose machinery	\$41 million
4. Medical equipment & supplies	\$40 million
5. Pharmaceuticals & medicines	\$36 million

*11% of MA-5 global goods exports went to China in 2022*

## Services (\$ million)



Growth (2020-2021): 13%

## Top Services Export Markets, 2021

1. Ireland	\$1.0 billion
2. Switzerland	\$419 million
3. United Kingdom	\$375 million
4. China	\$357 million
5. Singapore	\$334 million

## Top Services Exports to China, 2021

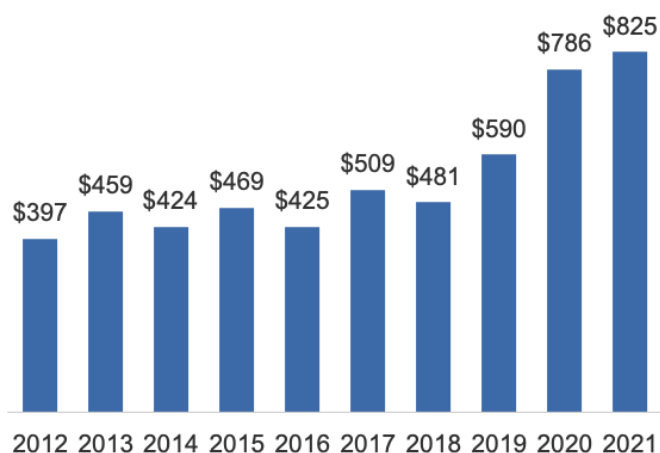
1. Education	\$185 million
2. Software distribution royalties	\$61 million
3. Royalties from industrial processes	\$27 million
4. Computer software services	\$18 million
5. Business mgmt. & consulting	\$12 million

*6% of MA-5 global services exports went to China in 2021*

# Massachusetts' 6<sup>th</sup> District Exports to China

*Massachusetts' 6<sup>th</sup> District goods and services exports to China supported 4,490 American jobs in 2021.*

## Goods (\$ million)



Growth (2021-2022): 5%

## Top Goods Export Markets, 2022

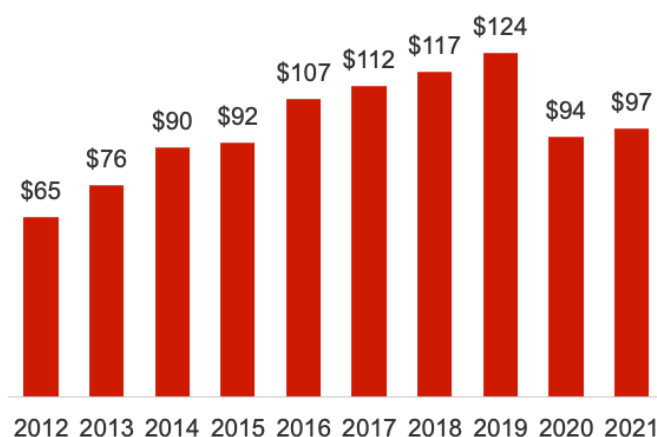
1. China	\$825 million
2. Canada	\$570 million
3. Korea	\$443 million
4. Germany	\$389 million
5. Mexico	\$375 million

## Top Goods Exports to China, 2022

1. Industrial machinery	\$416 million
2. Navigational & meas. instruments	\$119 million
3. Basic chemicals	\$64 million
4. Medical equipment & supplies	\$49 million
5. Pharmaceuticals & medicines	\$41 million

*13% of MA-6 global goods exports went to China in 2022*

## Services (\$ million)



Growth (2020-2021): 3%

## Top Services Export Markets, 2021

1. Ireland	\$365 million
2. Switzerland	\$229 million
3. United Kingdom	\$151 million
4. Singapore	\$140 million
7. China	\$97 million

## Top Services Exports to China, 2021

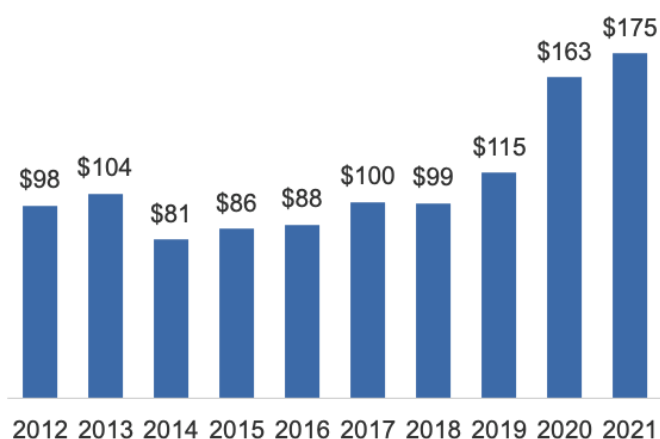
1. Royalties from industrial processes	\$34 million
2. Software distribution royalties	\$13 million
3. Education	\$7.0 million
4. Misc. personal & recreational	\$6.1 million
5. Misc. financial services	\$6.0 million

*5% of MA-6 global services exports went to China in 2021*

# Massachusetts' 7<sup>th</sup> District Exports to China

*Massachusetts' 7<sup>th</sup> District goods and services exports to China supported 7,550 American jobs in 2021.*

## Goods (\$ million)



Growth (2021-2022): 7%

## Top Goods Export Markets, 2022

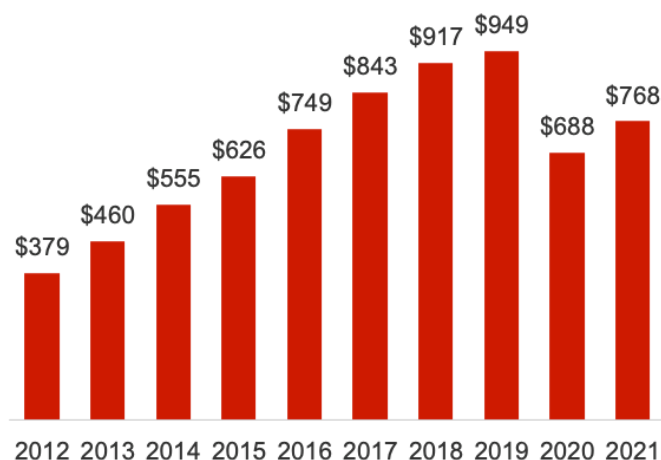
1. China	\$175 million
2. Canada	\$167 million
3. Netherlands	\$153 million
4. Germany	\$140 million
5. Spain	\$129 million

## Top Goods Exports to China, 2022

1. Pharmaceuticals & medicines	\$78 million
2. Industrial machinery	\$55 million
3. Medical equipment & supplies	\$14 million
4. Navigational & meas. instruments	\$14 million
5. Misc. general purpose machinery	\$5.4 million

*9% of MA-7 global goods exports went to China in 2022*

## Services (\$ million)



Growth (2020-2021): 12%

## Top Services Export Markets, 2021

1. U.K. Caribbean	\$1.6 billion
2. Ireland	\$922 million
3. China	\$768 million
4. United Kingdom	\$730 million
5. Canada	\$603 million

## Top Services Exports to China, 2021

1. Education	\$586 million
2. Software distribution royalties	\$41 million
3. Computer software services	\$18 million
4. Financial mgmt. & advisory services	\$17 million
5. Misc. financial services	\$16 million

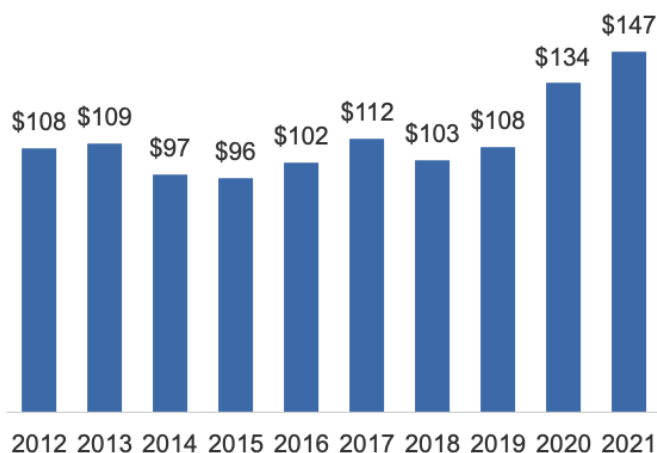
*8% of MA-7 global services exports went to China in 2021*



# Massachusetts' 8<sup>th</sup> District Exports to China

*Massachusetts' 8<sup>th</sup> District goods and services exports to China supported 1,710 American jobs in 2021.*

## Goods (\$ million)



Growth (2021-2022): 10%

## Top Goods Export Markets, 2022

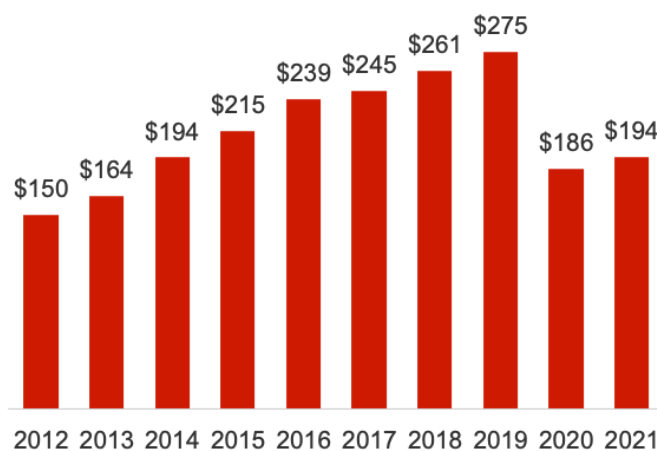
1. Canada	\$189 million
2. Mexico	\$167 million
3. China	\$147 million
4. Netherlands	\$151 million
5. Germany	\$86 million

## Top Goods Exports to China, 2022

1. Medical equipment & supplies	\$28 million
2. Misc. general purpose machinery	\$24 million
3. Pharmaceuticals & medicines	\$10 million
4. Industrial machinery	\$9.5 million
5. Electrical equipment	\$8.9 million

*10% of MA-8 global goods exports went to China in 2022*

## Services (\$ million)



Growth (2020-2021): 5%

## Top Services Export Markets, 2021

1. U.K. Caribbean	\$3.1 billion
2. United Kingdom	\$856 million
3. Ireland	\$652 million
4. Canada	\$576 million
12. China	\$194 million

## Top Services Exports to China, 2021

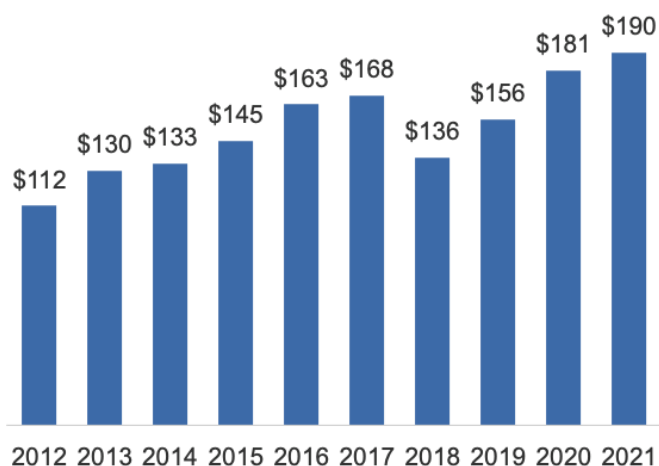
1. Financial mgmt. & advisory services	\$32 million
2. Software distribution royalties	\$25 million
3. Education	\$23 million
4. Misc. financial services	\$16 million
5. Royalties from industrial processes	\$13 million

*2% of MA-8 global services exports went to China in 2021*

# Massachusetts' 9<sup>th</sup> District Exports to China

*Massachusetts' 9<sup>th</sup> District goods and services exports to China supported 1,350 American jobs in 2021.*

## Goods (\$ million)



Growth (2021-2022): 5%

## Top Goods Export Markets, 2022

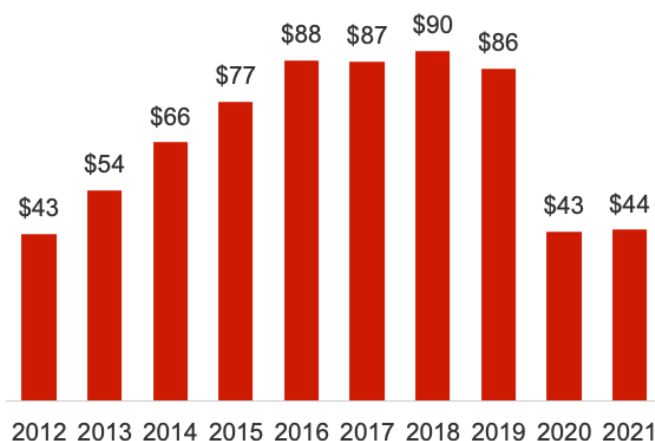
1. Canada	\$266 million
2. Mexico	\$197 million
3. China	\$190 million
4. Netherlands	\$151 million
5. Germany	\$111 million

## Top Goods Exports to China, 2022

1. Misc. general purpose machinery	\$27 million
2. Medical equipment & supplies	\$26 million
3. Marine products	\$24 million
4. Industrial machinery	\$15 million
5. Plastics products	\$14 million

*11% of MA-9 global goods exports went to China in 2022*

## Services (\$ million)



Growth (2020-2021): 1%

## Top Services Export Markets, 2021

1. United Kingdom	\$85 million
2. Mexico	\$68 million
3. Canada	\$64 million
4. Switzerland	\$54 million
6. China	\$44 million

## Top Services Exports to China, 2021

1. Misc. personal & recreational	\$9.4 million
2. Royalties from industrial processes	\$7.9 million
3. Misc. financial services	\$5.6 million
4. Trademark royalties	\$3.6 million
5. Education	\$3.6 million

*5% of MA-9 global services exports went to China in 2021*