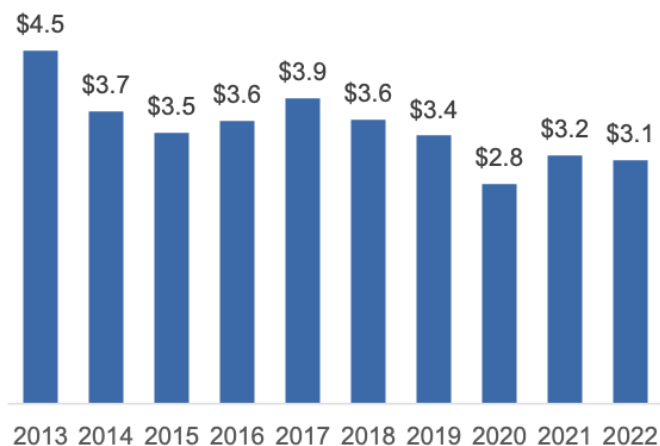


# Michigan's Exports to China

*Michigan's goods and services exports to China supported 24,550 American jobs in 2021.*

## Goods (\$ billion)



Change (2021-2022): -2%

## Top Goods Export Markets, 2022

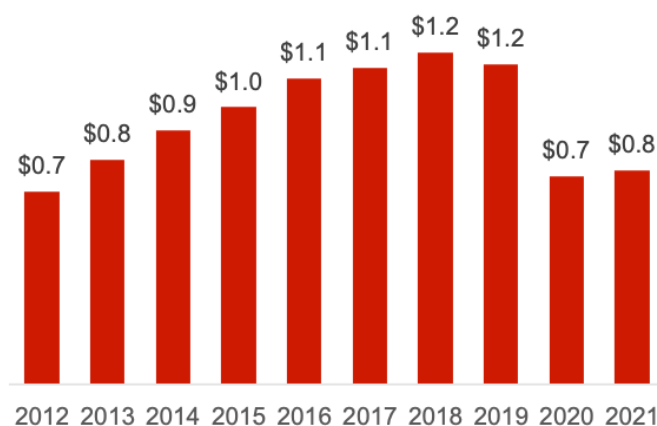
1. Canada	\$26.2 billion
2. Mexico	\$11.8 billion
3. China	\$5.1 billion
4. Germany	\$1.9 billion
5. Korea	\$1.6 billion

## Top Goods Exports to China, 2022

1. Motor vehicle parts	\$510 million
2. Oilseeds & grains	\$508 million
3. Motor vehicles	\$207 million
4. Glass & glass products	\$181 million
5. Pharmaceuticals & medicines	\$160 million

*5% of Michigan's global goods exports went to China in 2022*

## Services (\$ billion)



Growth (2020-2021): 5%

## Top Services Export Markets, 2021

1. Canada	\$2.0 billion
2. Ireland	\$926 million
3. United Kingdom	\$850 million
4. Switzerland	\$780 million
5. China	\$771 million

## Top Services Exports to China, 2021

1. Education	\$318 million
2. Royalties from industrial processes	\$105 million
3. Misc. business, prof. & tech. services	\$50 million
4. Trademark royalties	\$49 million
5. Arch., eng. & other tech. services	\$41 million

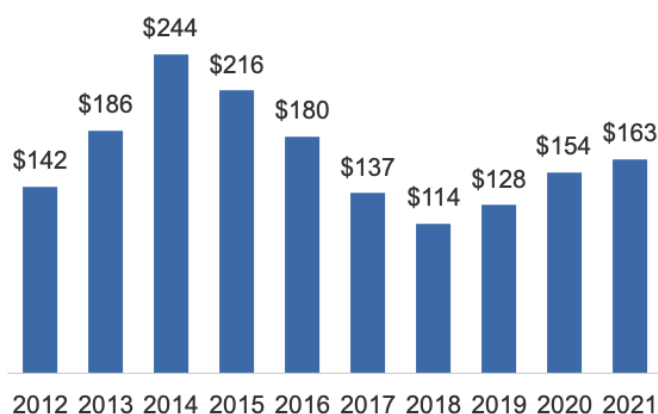
*6% of Michigan's global services exports went to China in 2021*

# Michigan's 1<sup>st</sup> District Exports to China

*Michigan's 1<sup>st</sup> District goods and services exports to China supported 1,210 American jobs in 2021.*

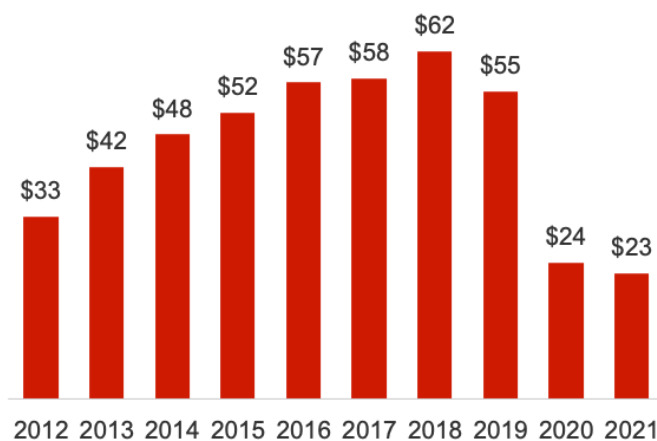
## Goods

(\$ million)



## Services

(\$ million)



Growth (2021-2022): 6%

Change (2020-2021): -8%

### Top Goods Export Markets, 2022

1. Canada	\$1.5 billion
2. Mexico	\$494 million
3. China	\$163 million
4. Germany	\$98 million
5. Japan	\$88 million

### Top Services Export Markets, 2021

1. Canada	\$46 million
2. Mexico	\$39 million
3. United Kingdom	\$33 million
4. Ireland	\$24 million
5. China	\$23 million

### Top Goods Exports to China, 2022

1. Oilseeds & grains	\$44 million
2. Glass & glass products	\$13 million
3. Sawmill & wood products	\$11 million
4. Misc. general purpose machinery	\$11 million
5. Timber & logs	\$8.1 million

### Top Services Exports to China, 2021

1. Education	\$7.1 million
2. Trademark royalties	\$2.7 million
3. Equip. installation & maintenance	\$2.3 million
4. Royalties from industrial processes	\$1.7 million
5. Misc. personal & recreational	\$1.5 million

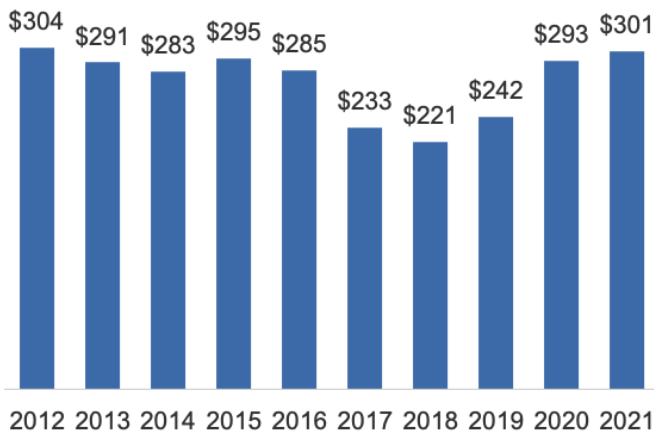
*5% of MI-1 global goods exports went to China in 2022*

*5% of MI-1 global services exports went to China in 2021*

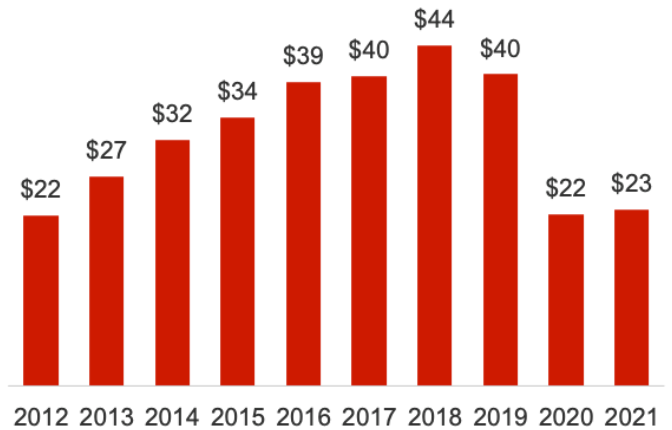
# Michigan's 2<sup>nd</sup> District Exports to China

*Michigan's 2<sup>nd</sup> District goods and services exports to China supported 2,260 American jobs in 2021.*

## Goods (\$ million)



## Services (\$ million)



Growth (2021-2022): 3%

Growth (2020-2021): 2%

### Top Goods Export Markets, 2022

1. Canada	\$2.0 billion
2. Mexico	\$893 million
3. China	\$301 million
4. Germany	\$139 million
5. Japan	\$131 million

### Top Services Export Markets, 2021

1. United Kingdom	\$28 million
2. Ireland	\$26 million
3. Switzerland	\$26 million
4. Mexico	\$23 million
6. China	\$23 million

### Top Goods Exports to China, 2022

1. Oilseeds & grains	\$120 million
2. Motor vehicle parts	\$17 million
3. Glass & glass products	\$16 million
4. Pharmaceuticals & medicines	\$12 million
5. Electrical equipment & components	\$8.8 million

### Top Services Exports to China, 2021

1. Education	\$7.2 million
2. Royalties from industrial processes	\$4.0 million
3. Trademark royalties	\$2.4 million
4. Equip. installation & maintenance	\$2.3 million
5. Misc. business, prof. & tech. services	\$2.3 million

*7% of MI-2 global goods exports went to China in 2022*

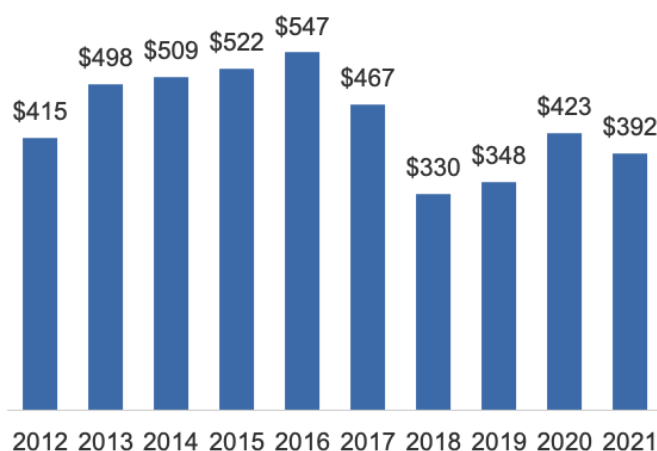
*7% of MI-2 global services exports went to China in 2021*

# Michigan's 3<sup>rd</sup> District Exports to China

*Michigan's 3<sup>rd</sup> District goods and services exports to China supported 2,660 American jobs in 2021.*

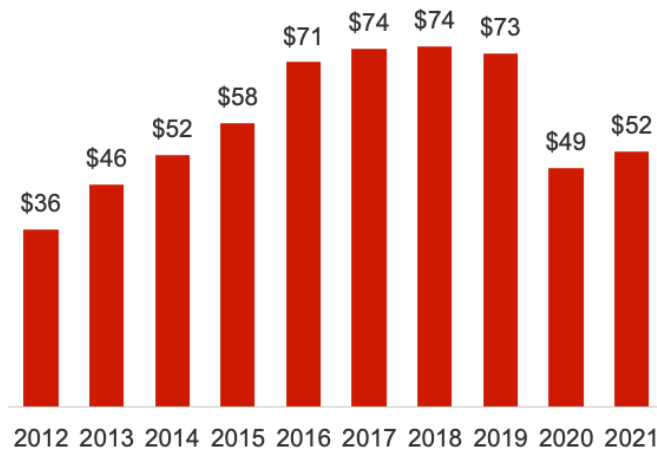
## Goods

(\$ million)



## Services

(\$ million)



Change (2021-2022): -7%

Growth (2020-2021): 7%

### Top Goods Export Markets, 2022

1. Canada	\$2.3 billion
2. Mexico	\$2.0 billion
3. China	\$392 million
4. Germany	\$268 million
5. Korea	\$213 million

### Top Services Export Markets, 2021

1. Switzerland	\$80 million
2. United Kingdom	\$78 million
3. Ireland	\$78 million
4. Canada	\$67 million
5. China	\$52 million

### Top Goods Exports to China, 2022

1. Motor vehicle parts	\$80 million
2. Glass & glass products	\$51 million
3. Misc. general purpose machinery	\$51 million
4. Soaps, cleaning agents & toiletries	\$28 million
5. Navigational & meas. instruments	\$26 million

### Top Services Exports to China, 2021

1. Royalties from industrial processes	\$15 million
2. Education	\$12 million
3. Misc. business, prof. & tech. services	\$7.1 million
4. Trademark royalties	\$5.3 million
5. Equip. installation & maintenance	\$4.6 million

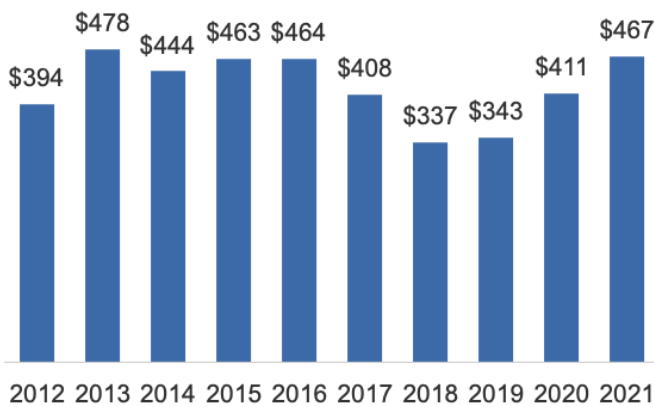
*5% of MI-3 global goods exports went to China in 2022*

*6% of MI-3 global services exports went to China in 2021*

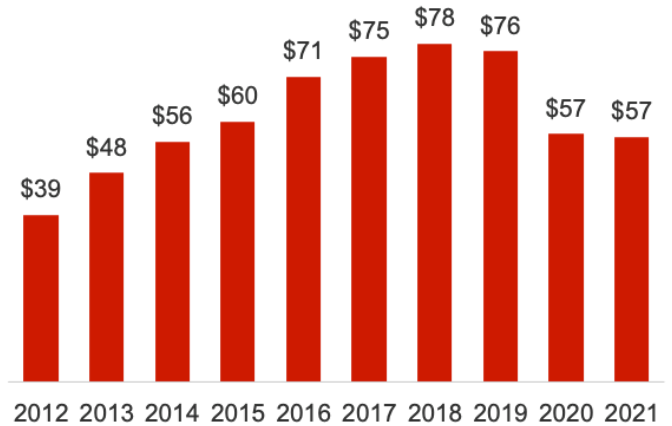
# Michigan's 4<sup>th</sup> District Exports to China

*Michigan's 4<sup>th</sup> District goods and services exports to China supported 2,700 American jobs in 2021.*

## Goods (\$ million)



## Services (\$ million)



Growth (2021-2022): 14%

Change (2020-2021): -1%

### Top Goods Export Markets, 2022

1. Canada	\$2.4 billion
2. Mexico	\$1.5 billion
3. China	\$467 million
4. Germany	\$445 million
5. Japan	\$294 million

### Top Services Export Markets, 2021

1. Ireland	\$103 million
2. Switzerland	\$96 million
3. China	\$57 million
4. Singapore	\$45 million
5. Canada	\$41 million

### Top Goods Exports to China, 2022

1. Pharmaceuticals & medicines	\$91 million
2. Glass & glass products	\$77 million
3. Motor vehicle parts	\$51 million
4. Meat products	\$28 million
5. Oilseeds & grains	\$23 million

### Top Services Exports to China, 2021

1. Education	\$24 million
2. Royalties from industrial processes	\$19 million
3. Trademark royalties	\$3.6 million
4. Misc. business, prof. & tech. services	\$2.9 million
5. Equip. installation & maintenance	\$1.6 million

*6% of MI-4 global goods exports went to China in 2022*

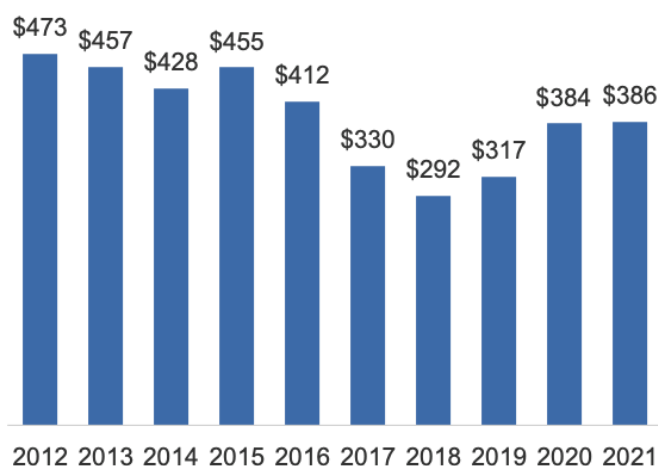
*8% of MI-4 global services exports went to China in 2021*

# Michigan's 5<sup>th</sup> District Exports to China

*Michigan's 5<sup>th</sup> District goods and services exports to China supported 2,850 American jobs in 2021.*

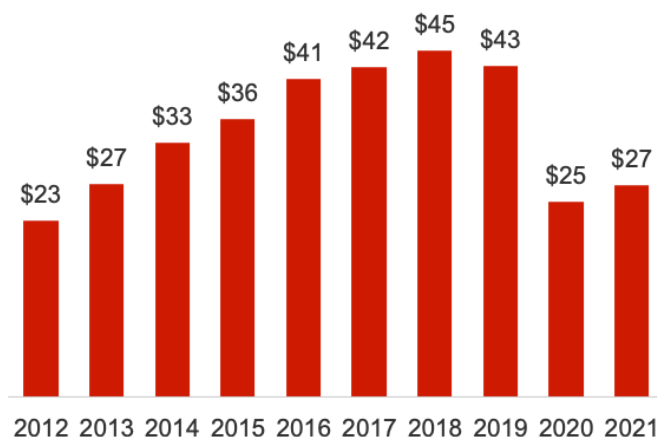
## Goods

(\$ million)



## Services

(\$ million)



Growth (2021-2022): 1%

Growth (2020-2021): 9%

### Top Goods Export Markets, 2022

1. Canada	\$2.4 billion
2. Mexico	\$1.2 billion
3. China	\$386 million
4. Japan	\$252 million
5. Germany	\$203 million

### Top Services Export Markets, 2021

1. Switzerland	\$33 million
2. Ireland	\$32 million
3. China	\$27 million
4. United Kingdom	\$27 million
5. Mexico	\$25 million

### Top Goods Exports to China, 2022

1. Oilseeds & grains	\$136 million
2. Motor vehicle parts	\$42 million
3. Glass & glass products	\$24 million
4. Nonferrous metal products	\$22 million
5. Resins & synthetic fibers	\$15 million

### Top Services Exports to China, 2021

1. Education	\$9.8 million
2. Royalties from industrial processes	\$5.7 million
3. Trademark royalties	\$2.8 million
4. Misc. business, prof. & tech. services	\$2.4 million
5. Equip. installation & maintenance	\$1.8 million

*6% of MI-5 global goods exports went to China in 2022*

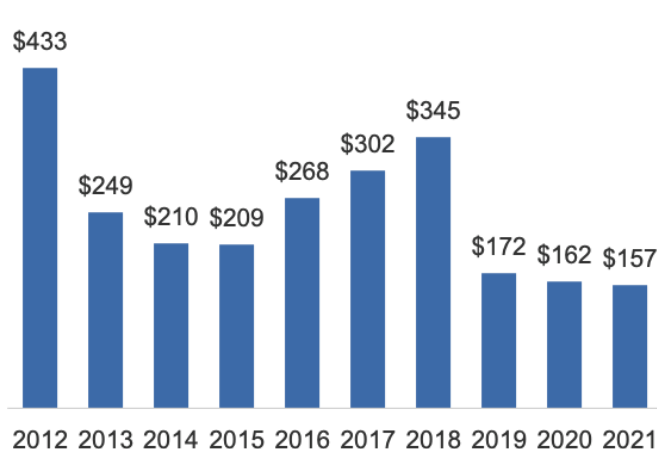
*7% of MI-5 global services exports went to China in 2021*

# Michigan's 6<sup>th</sup> District Exports to China

*Michigan's 6<sup>th</sup> District goods and services exports to China supported 2,380 American jobs in 2021.*

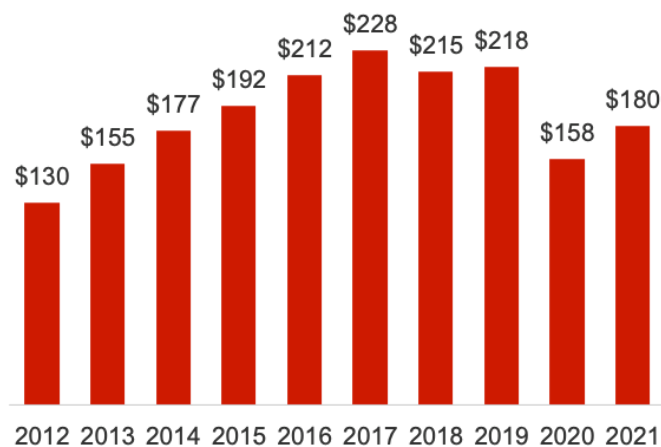
## Goods

(\$ million)



## Services

(\$ million)



Change (2021-2022): -3%

Growth (2020-2021): 14%

### Top Goods Export Markets, 2022

1. Canada	\$2.4 billion
2. Mexico	\$721 million
3. China	\$157 million
4. Korea	\$146 million
5. Australia	\$123 million

### Top Services Export Markets, 2021

1. China	\$180 million
2. Ireland	\$117 million
3. India	\$98 million
4. Canada	\$95 million
5. United Kingdom	\$82 million

### Top Goods Exports to China, 2022

1. Motor vehicles	\$36 million
2. Resins & synthetic fibers	\$27 million
3. Motor vehicle parts	\$18 million
4. Engines & turbines	\$15 million
5. Navigational & meas. instruments	\$14 million

### Top Services Exports to China, 2021

1. Education	\$143 million
2. Royalties from industrial processes	\$5.8 million
3. Arch., eng. & other tech. services	\$4.6 million
4. Trademark royalties	\$3.9 million
5. Misc. business, prof. & tech. services	\$3.9 million

*3% of MI-6 global goods exports went to China in 2022*

*13% of MI-6 global services exports went to China in 2021*

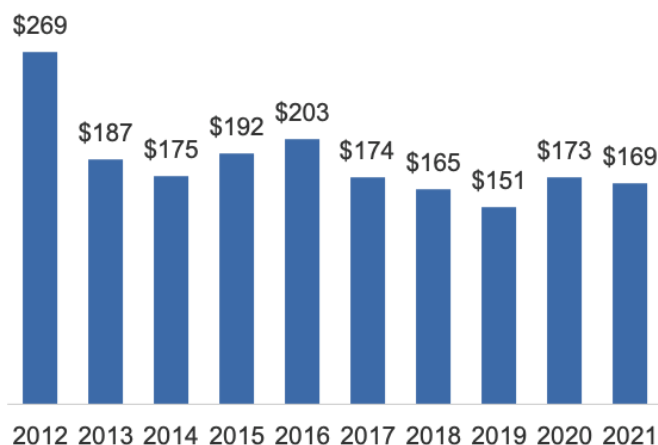


# Michigan's 7<sup>th</sup> District Exports to China

*Michigan's 7<sup>th</sup> District goods and services exports to China supported 1,870 American jobs in 2021.*

## Goods

(\$ million)



Change (2021-2022): -2%

## Top Goods Export Markets, 2022

1. Canada	\$1.4 billion
2. Mexico	\$529 million
3. China	\$169 million
4. Japan	\$86 million
5. Germany	\$82 million

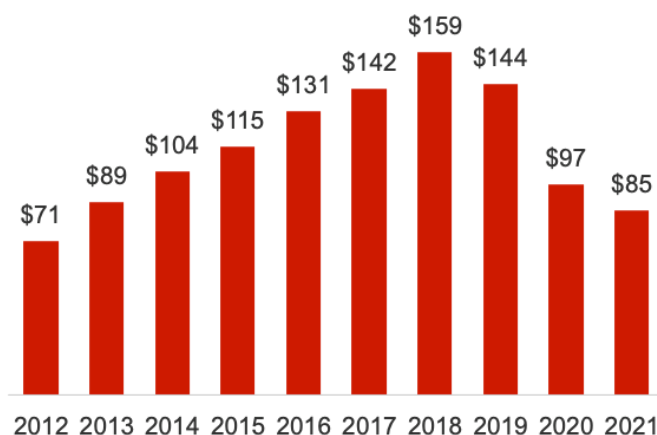
## Top Goods Exports to China, 2022

1. Oilseeds & grains	\$47 million
2. Motor vehicle parts	\$33 million
3. Pharmaceuticals & medicines	\$16 million
4. Motor vehicles	\$14 million
5. Electrical equipment	\$7.0 million

*5% of MI-7 global goods exports went to China in 2022*

## Services

(\$ million)



Change (2020-2021): -12%

## Top Services Export Markets, 2021

1. China	\$85 million
2. United Kingdom	\$76 million
3. Canada	\$70 million
4. Ireland	\$69 million
5. Switzerland	\$50 million

## Top Services Exports to China, 2021

1. Education	\$61 million
2. Royalties from industrial processes	\$5.0 million
3. Trademark royalties	\$3.4 million
4. Insurance services	\$2.2 million
5. Misc. business, prof. & tech. services	\$2.0 million

*10% of MI-7 global services exports went to China in 2021*

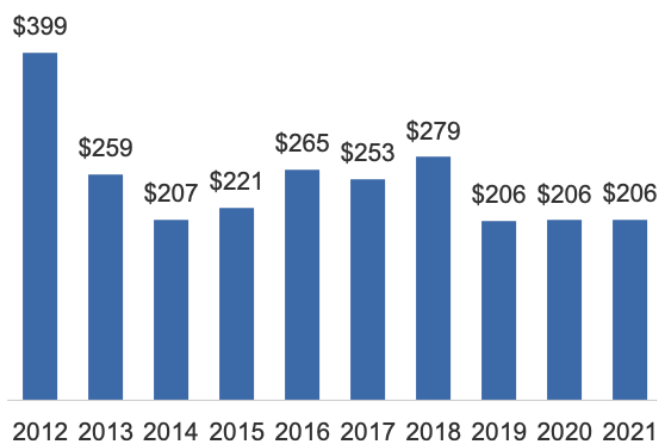


# Michigan's 8<sup>th</sup> District Exports to China

*Michigan's 8<sup>th</sup> District goods and services exports to China supported 1,310 American jobs in 2021.*

## Goods

(\$ million)



Growth (2021-2022): 0%

## Top Goods Export Markets, 2022

1. Canada	\$1.8 billion
2. Mexico	\$897 million
3. China	\$206 million
4. Germany	\$123 million
5. Korea	\$113 million

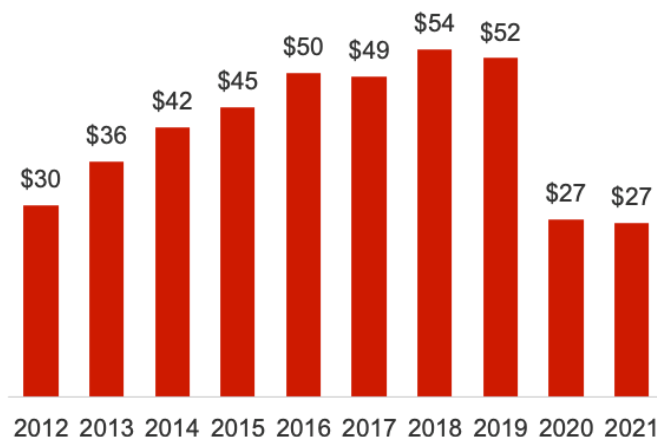
## Top Goods Exports to China, 2022

1. Resins & synthetic fibers	\$48 million
2. Oilseeds & grains	\$43 million
3. Motor vehicles	\$21 million
4. Motor vehicle parts	\$19 million
5. Glass & glass products	\$17 million

*5% of MI-8 global goods exports went to China in 2022*

## Services

(\$ million)



Change (2020-2021): -2%

## Top Services Export Markets, 2021

1. Switzerland	\$37 million
2. Ireland	\$37 million
3. United Kingdom	\$35 million
4. Mexico	\$30 million
6. China	\$27 million

## Top Services Exports to China, 2021

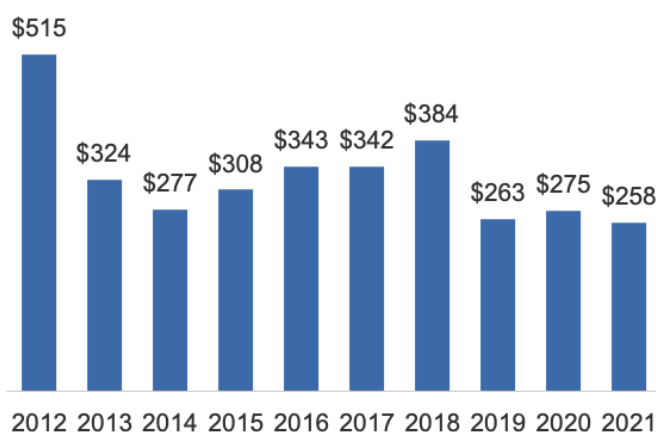
1. Education	\$6.5 million
2. Royalties from industrial processes	\$5.8 million
3. Misc. business, prof. & tech. services	\$4.2 million
4. Trademark royalties	\$3.0 million
5. Equip. installation & maintenance	\$1.4 million

*6% of MI-8 global services exports went to China in 2021*

# Michigan's 9<sup>th</sup> District Exports to China

*Michigan's 9<sup>th</sup> District goods and services exports to China supported 2,090 American jobs in 2021.*

## Goods (\$ million)



Change (2021-2022): -6%

## Top Goods Export Markets, 2022

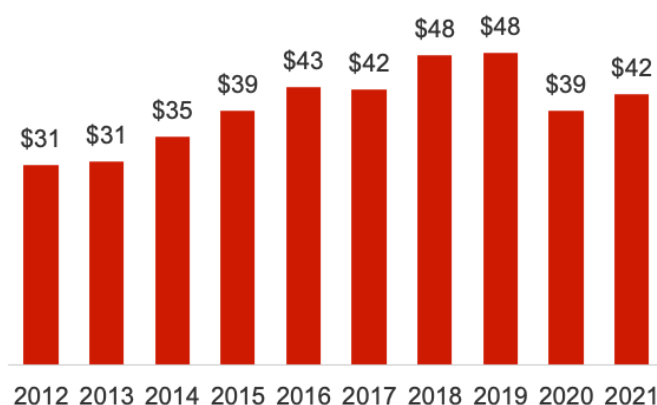
1. Canada	\$3.0 billion
2. Mexico	\$755 million
3. China	\$258 million
4. Korea	\$169 million
5. Australia	\$130 million

## Top Goods Exports to China, 2022

1. Oilseeds & grains	\$95 million
2. Motor vehicle parts	\$50 million
3. Motor vehicles	\$39 million
4. Nonferrous metal products	\$9.9 million
5. Meat products	\$5.6 million

*4% of MI-9 global goods exports went to China in 2022*

## Services (\$ million)



Growth (2020-2021): 7%

## Top Services Export Markets, 2021

1. Canada	\$505 million
2. United Kingdom	\$50 million
3. Switzerland	\$44 million
4. China	\$42 million
5. Ireland	\$42 million

## Top Services Exports to China, 2021

1. Misc. freight & port services	\$16 million
2. Royalties from industrial processes	\$5.8 million
3. Arch., eng. & other tech. services	\$4.8 million
4. Misc. business, prof. & tech. services	\$3.5 million
5. Trademark royalties	\$2.8 million

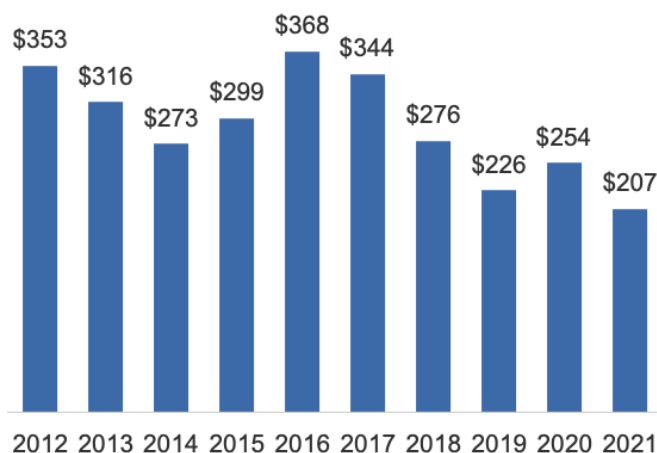
*4% of MI-9 global services exports went to China in 2021*

# Michigan's 10<sup>th</sup> District Exports to China

*Michigan's 10<sup>th</sup> District goods and services exports to China supported 1,720 American jobs in 2021.*

## Goods

(\$ million)



Change (2021-2022): -19%

## Top Goods Export Markets, 2022

1. Canada	\$1.9 billion
2. Mexico	\$1.0 billion
3. China	\$207 million
4. Germany	\$107 million
5. Spain	\$100 million

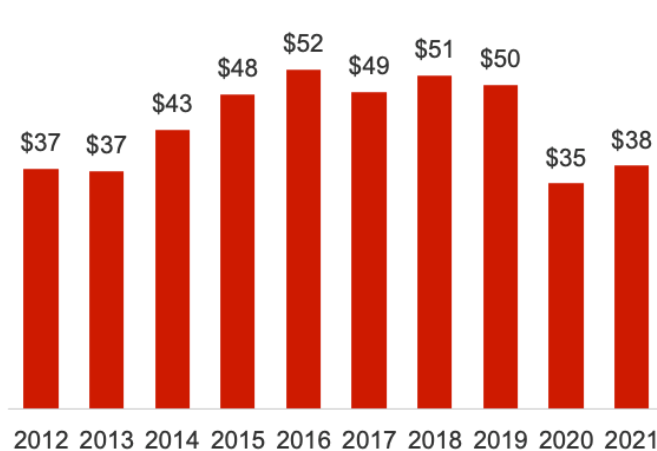
## Top Goods Exports to China, 2022

1. Motor vehicle parts	\$97 million
2. Misc. general purpose machinery	\$18 million
3. Motor vehicles	\$15 million
4. Electrical equipment	\$10 million
5. Bolts, nuts & misc. turned prods	\$9.9 million

*5% of MI-10 global goods exports went to China in 2022*

## Services

(\$ million)



Growth (2020-2021): 8%

## Top Services Export Markets, 2021

1. Canada	\$62 million
2. United Kingdom	\$55 million
3. Switzerland	\$53 million
4. Ireland	\$52 million
6. China	\$38 million

## Top Services Exports to China, 2021

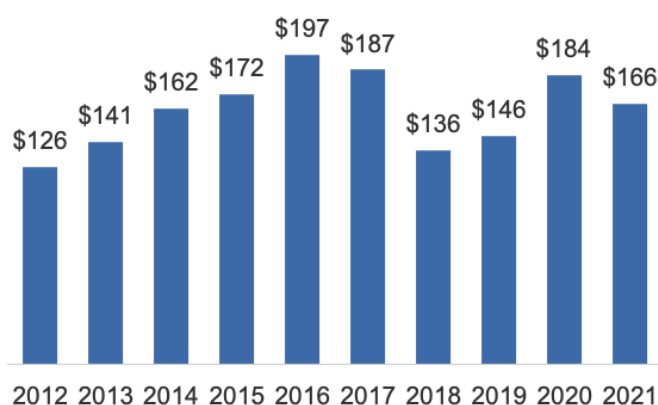
1. Arch., eng. & other tech. services	\$9.5 million
2. Royalties from industrial processes	\$7.7 million
3. Misc. business, prof. & tech. services	\$5.0 million
4. Equip. installation & maintenance	\$4.6 million
5. Trademark royalties	\$4.2 million

*6% of MI-10 global services exports went to China in 2021*

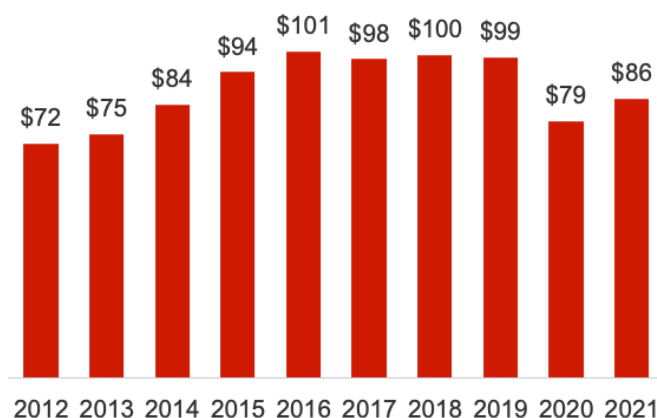
# Michigan's 11<sup>th</sup> District Exports to China

*Michigan's 11<sup>th</sup> District goods and services exports to China supported 1,540 American jobs in 2021.*

## Goods (\$ million)



## Services (\$ million)



Change (2021-2022): -10%

Growth (2020-2021): 9%

### Top Goods Export Markets, 2022

1. Canada	\$823 million
2. Mexico	\$723 million
3. China	\$166 million
4. Germany	\$107 million
5. Japan	\$79 million

### Top Services Export Markets, 2021

1. Canada	\$195 million
2. Ireland	\$167 million
3. United Kingdom	\$165 million
4. Switzerland	\$136 million
6. China	\$86 million

### Top Goods Exports to China, 2022

1. Motor vehicle parts	\$57 million
2. Basic chemicals	\$19 million
3. Misc. general purpose machinery	\$13 million
4. Misc. manufactured commodities	\$11 million
5. Paints, coatings & adhesives	\$9.1 million

### Top Services Exports to China, 2021

1. Royalties from industrial processes	\$17 million
2. Arch., eng. & other tech. services	\$13 million
3. Education	\$9.7 million
4. Misc. business, prof. & tech. services	\$8.6 million
5. Trademark royalties	\$6.8 million

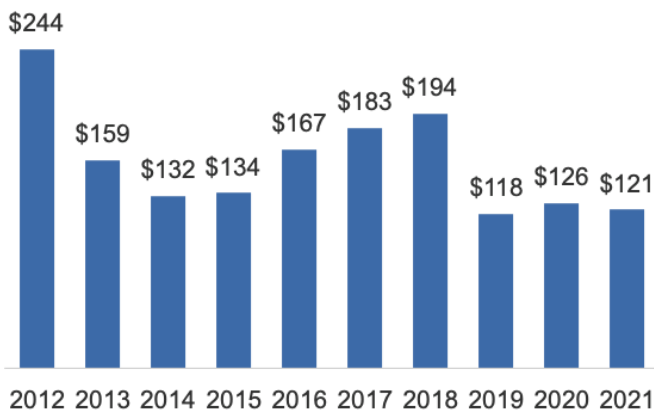
*6% of MI-11 global goods exports went to China in 2022*

*5% of MI-11 global services exports went to China in 2021*

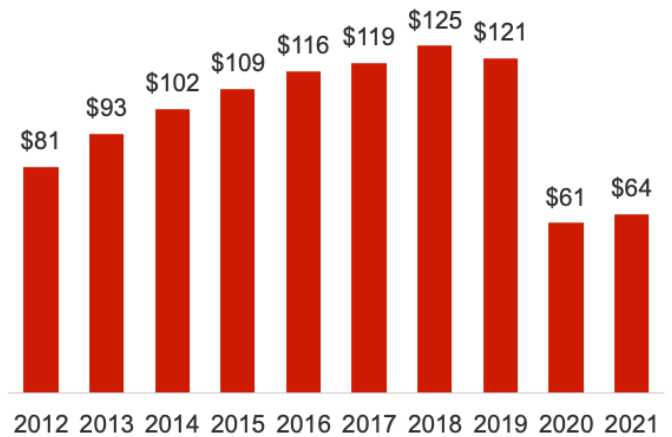
# Michigan's 12<sup>th</sup> District Exports to China

*Michigan's 12<sup>th</sup> District goods and services exports to China supported 1,040 American jobs in 2021.*

## Goods (\$ million)



## Services (\$ million)



Change (2021-2022): -4%

Growth (2020-2021): 5%

### Top Goods Export Markets, 2022

1. Canada	\$1.5 billion
2. Mexico	\$485 million
3. China	\$121 million
4. Korea	\$87 million
5. Germany	\$84 million

### Top Services Export Markets, 2021

1. Canada	\$116 million
2. United Kingdom	\$103 million
3. Ireland	\$103 million
4. Switzerland	\$77 million
6. China	\$64 million

### Top Goods Exports to China, 2022

1. Motor vehicle parts	\$28 million
2. Engines & turbines	\$19 million
3. Motor vehicles	\$18 million
4. Basic chemicals	\$14 million
5. Paints, coatings & adhesives	\$4.5 million

### Top Services Exports to China, 2021

1. Education	\$21 million
2. Royalties from industrial processes	\$8.9 million
3. Trademark royalties	\$4.9 million
4. Misc. business, prof. & tech. services	\$4.2 million
5. Arch., eng. & other tech. services	\$4.0 million

*4% of MI-12 global goods exports went to China in 2022*

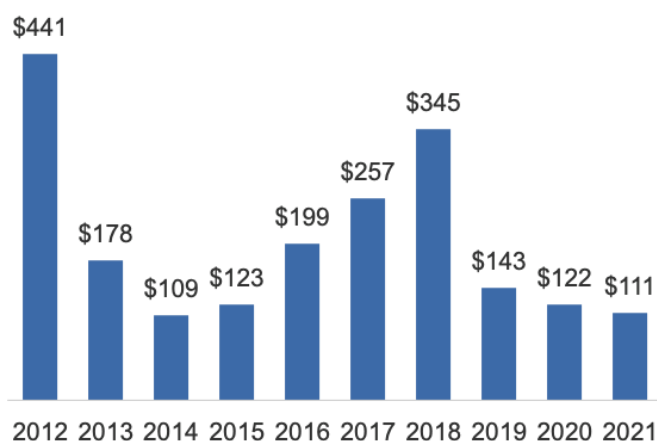
*5% of MI-12 global services exports went to China in 2021*

# Michigan's 13<sup>th</sup> District Exports to China

*Michigan's 13<sup>th</sup> District goods and services exports to China supported 930 American jobs in 2021.*

## Goods

(\$ million)



Change (2021-2022): -9%

## Top Goods Export Markets, 2022

1. Canada	\$2.9 billion
2. Mexico	\$467 million
3. Korea	\$178 million
4. Australia	\$144 million
6. China	\$111 million

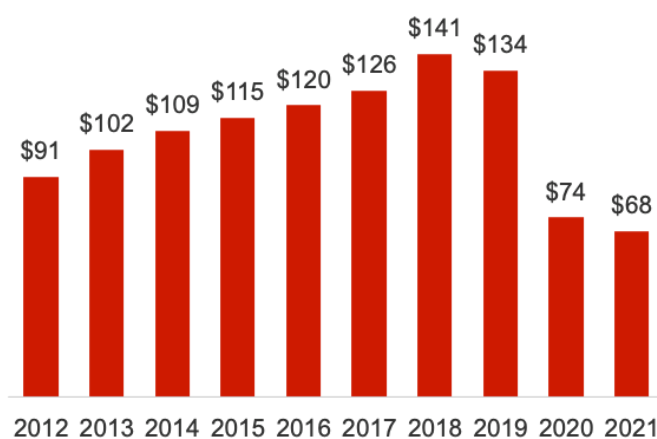
## Top Goods Exports to China, 2022

1. Motor vehicles	\$47 million
2. Basic chemicals	\$14 million
3. Motor vehicle parts	\$10 million
4. Resins & synthetic fibers	\$7.7 million
5. Engines & turbines	\$5.8 million

*2% of MI-13 global goods exports went to China in 2022*

## Services

(\$ million)



Change (2020-2021): -8%

## Top Services Export Markets, 2021

1. Canada	\$735 million
2. United Kingdom	\$79 million
3. Ireland	\$77 million
4. China	\$68 million
5. Mexico	\$66 million

## Top Services Exports to China, 2021

1. Misc. freight & port services	\$22 million
2. Education	\$17 million
3. Royalties from industrial processes	\$4.6 million
4. Trademark royalties	\$3.6 million
5. Misc. financial services	\$3.0 million

*4% of MI-13 global services exports went to China in 2021*