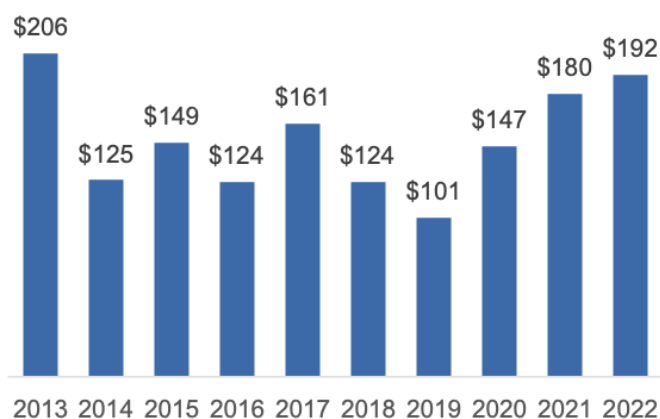


# Montana's Exports to China

*Montana's goods and services exports to China supported 1,670 American jobs in 2021.*

## Goods

(\$ million)



Growth (2021-2022): 7%

## Top Goods Export Markets, 2022

1. Canada	\$659 million
2. Korea	\$206 million
3. China	\$192 million
4. Japan	\$184 million
5. Mexico	\$153 million

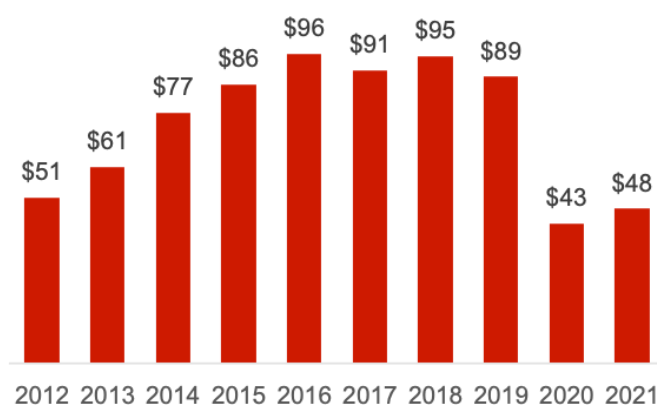
## Top Goods Exports to China, 2022

1. Industrial machinery	\$58 million
2. Oilseeds & grains	\$40 million
3. Nonferrous metal products	\$36 million
4. Basic chemicals	\$29 million
5. Navigational & meas. instruments	\$7.0 million

*8% of Montana's global goods exports went to China in 2022*

## Services

(\$ million)



Growth (2020-2021): 11%

## Top Services Export Markets, 2021

1. Canada	\$157 million
2. United Kingdom	\$79 million
3. Mexico	\$62 million
4. China	\$48 million
5. Ireland	\$38 million

## Top Services Exports to China, 2021

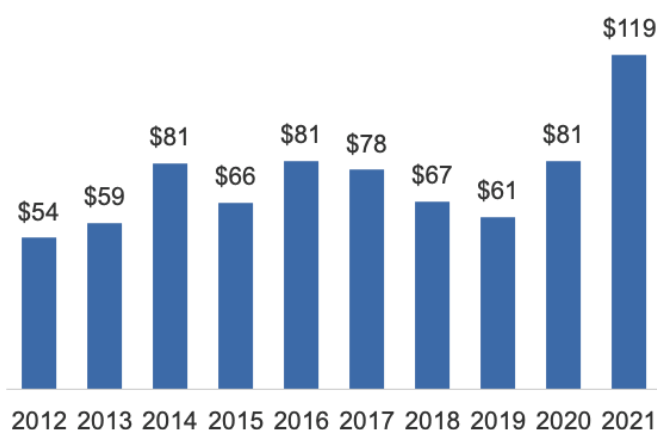
1. Education	\$12 million
2. Misc. personal & recreational	\$11 million
3. Misc. financial services	\$5.5 million
4. Trademark royalties	\$4.4 million
5. Equip. installation & maintenance	\$3.5 million

*6% of Montana's global services exports went to China in 2021*

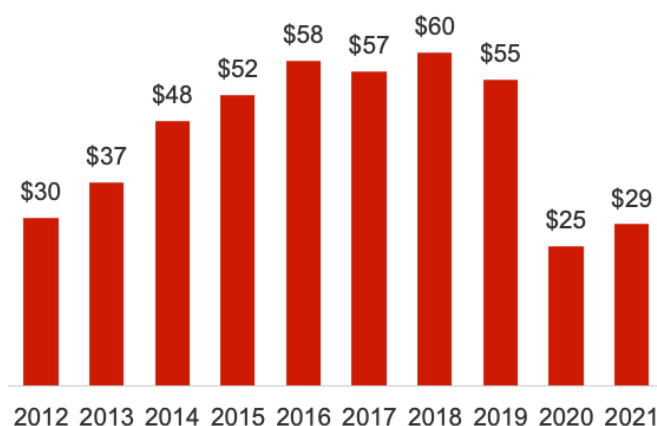
# Montana's 1<sup>st</sup> District Exports to China

*Montana's 1<sup>st</sup> District goods and services exports to China supported 670 American jobs in 2021.*

## Goods (\$ million)



## Services (\$ million)



Growth (2021-2022): 47%

Growth (2020-2021): 16%

### Top Goods Export Markets, 2022

1. Canada	\$217 million
2. China	\$119 million
3. Korea	\$69 million
4. Japan	\$50 million
5. Mexico	\$46 million

### Top Services Export Markets, 2021

1. United Kingdom	\$38 million
2. Mexico	\$34 million
3. Canada	\$34 million
4. China	\$29 million
5. Ireland	\$21 million

### Top Goods Exports to China, 2022

1. Industrial machinery	\$47 million
2. Nonferrous metal products	\$36 million
3. Basic chemicals	\$14 million
4. Navigational & meas. instruments	\$6.8 million
5. Pharmaceuticals & medicines	\$5.2 million

### Top Services Exports to China, 2021

1. Education	\$11 million
2. Misc. personal & recreational	\$6.5 million
3. Misc. financial services	\$2.3 million
4. Trademark royalties	\$2.3 million
5. Equip. installation & maintenance	\$1.2 million

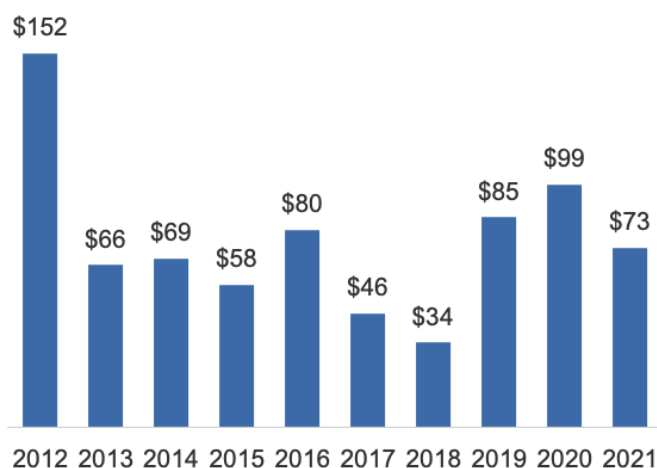
*14% of MT-1 global goods exports went to China in 2022*

*7% of MT-1 global services exports went to China in 2021*

# Montana's 2<sup>nd</sup> District Exports to China

*Montana's 2<sup>nd</sup> District goods and services exports to China supported 1,000 American jobs in 2021.*

## Goods (\$ million)



## Services (\$ million)



Change (2021-2022): -26%

Growth (2020-2021): 5%

### Top Goods Export Markets, 2022

1. Canada	\$442 million
2. Korea	\$157 million
3. Japan	\$134 million
4. Mexico	\$107 million
6. China	\$73 million

### Top Services Export Markets, 2021

1. Canada	\$123 million
2. United Kingdom	\$41 million
3. Mexico	\$27 million
4. China	\$19 million
5. Ireland	\$17 million

### Top Goods Exports to China, 2022

1. Oilseeds & grains	\$59 million
2. Basic chemicals	\$15 million
3. Industrial machinery	\$11 million
4. Pharmaceuticals & medicines	\$5.4 million
5. Misc. manufactured commodities	\$1.4 million

### Top Services Exports to China, 2021

1. Misc. personal & recreational	\$4.5 million
2. Misc. financial services	\$3.2 million
3. Trademark royalties	\$2.2 million
4. Equip. installation & maintenance	\$2.1 million
5. Education	\$1.1 million

*5% of MT-2 global goods exports went to China in 2022*

*4% of MT-2 global services exports went to China in 2021*