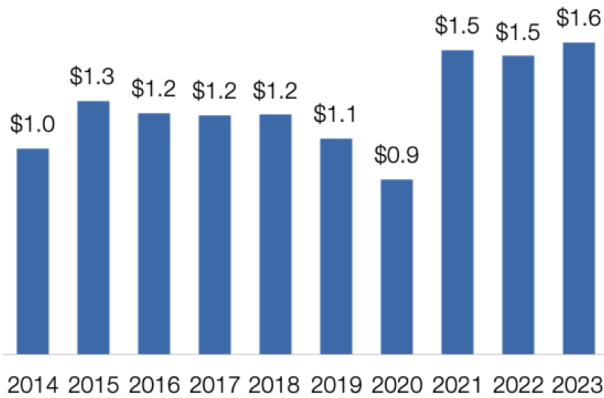


Arizona's Exports to China

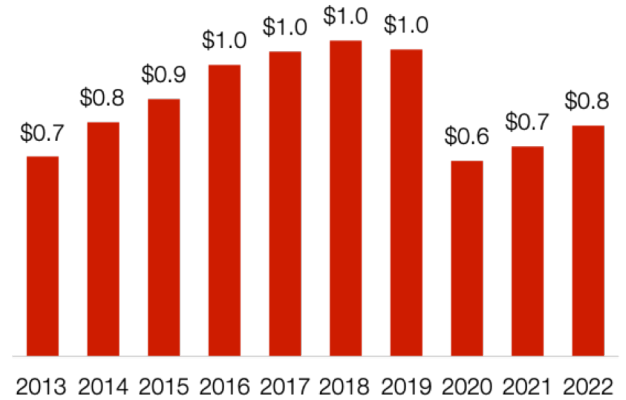
Arizona's goods and services exports to China supported **12,040** American jobs in 2022.

Goods (\$ billion)



Growth (2022-2023): +5% ↑

Services (\$ billion)



Growth (2021-2022): +10% ↑

Top Goods Export Markets, 2023

1. Mexico	\$7.9 billion
2. Canada	\$2.7 billion
3. Netherlands	\$1.6 billion
4. China	\$1.6 billion
5. United Kingdom	\$1.3 billion

Top Services Export Markets, 2022

1. Ireland	\$1.3 billion
2. United Kingdom	\$1.2 billion
3. Canada	\$1.1 billion
4. Switzerland	\$1.0 billion
5. China	\$766 million

Top Goods Exports to China, 2023

1. Aerospace products & parts	\$381 million
2. Semiconductors & components	\$328 million
3. Navigational & meas. instruments	\$190 million
4. Misc. crops	\$106 million
5. Meat products	\$83 million

Top Services Exports to China, 2022

1. Education	\$320 million
2. Royalties from industrial processes	\$110 million
3. Credit-related services	\$52 million
4. Misc. financial services	\$41 million
5. Business mgmt. & consulting	\$31 million

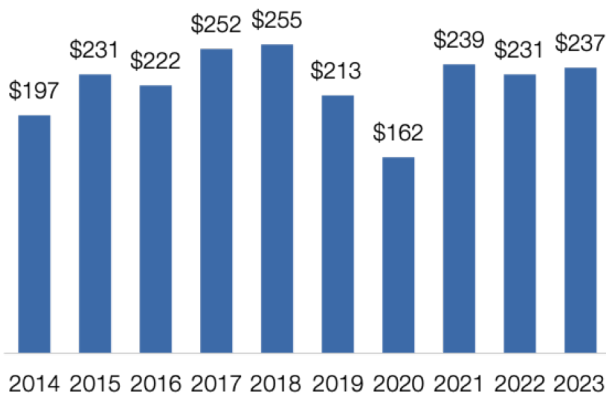
6% of Arizona's global goods exports went to China in 2023

5% of Arizona's global services exports went to China in 2022

Arizona's 1st District Exports to China

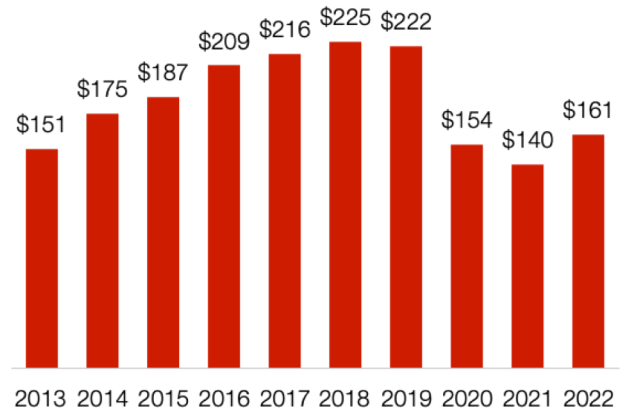
Arizona's 1st District goods and services exports to China supported **1,690** American jobs in 2022.

Goods (\$ million)



Growth (2022-2023): +3% ↑

Services (\$ million)



Growth (2021-2022): +15% ↑

Top Goods Export Markets, 2023

1. Mexico	\$1.1 billion
2. Canada	\$416 million
3. China	\$237 million
4. Netherlands	\$226 million
5. Taiwan	\$173 million

Top Goods Exports to China, 2023

1. Semiconductors & components	\$86 million
2. Navigational & meas. instruments	\$47 million
3. Aerospace products & parts	\$21 million
4. Misc. fabricated metal products	\$11 million
5. Communications equipment	\$7.8 million

6% of AZ-1 global goods exports went to China in 2023

Top Services Export Markets, 2022

1. Ireland	\$462 million
2. United Kingdom	\$407 million
3. Switzerland	\$345 million
4. Canada	\$334 million
10. China	\$161 million

Top Services Exports to China, 2022

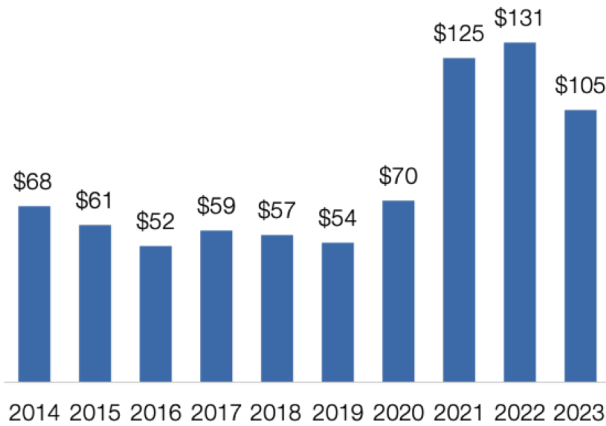
1. Royalties from industrial processes	\$34 million
2. Education	\$19 million
3. Credit-related services	\$17 million
4. Misc. financial services	\$15 million
5. Business mgmt. & consulting	\$13 million

4% of AZ-1 global services exports went to China in 2022

Arizona's 2nd District Exports to China

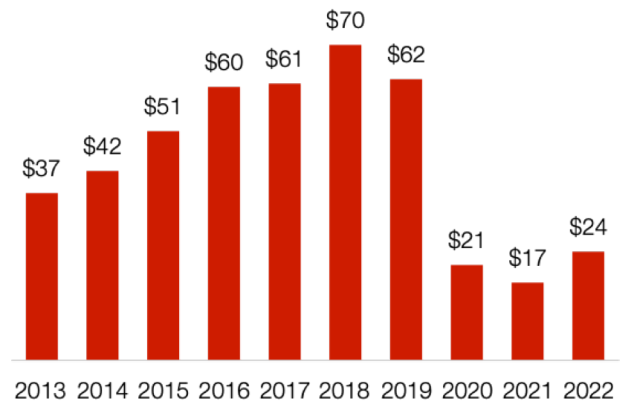
Arizona's 2nd District goods and services exports to China supported **970** American jobs in 2022.

Goods (\$ million)



Change (2022-2023): **-20%** ↓

Services (\$ million)



Growth (2021-2022): **+40%** ↑

Top Goods Export Markets, 2023

1. Mexico	\$1.1 billion
2. Canada	\$480 million
3. Netherlands	\$227 million
4. China	\$105 million
5. Japan	\$86 million

Top Goods Exports to China, 2023

1. Misc. crops	\$42 million
2. Navigational & meas. instruments	\$12 million
3. Aerospace products & parts	\$9.2 million
4. Metal ores	\$5.7 million
5. Oilseeds & grains	\$3.9 million

4% of AZ-2 global goods exports went to China in 2023

Top Services Export Markets, 2022

1. Mexico	\$49 million
2. Canada	\$48 million
3. United Kingdom	\$35 million
4. India	\$26 million
5. China	\$24 million

Top Services Exports to China, 2022

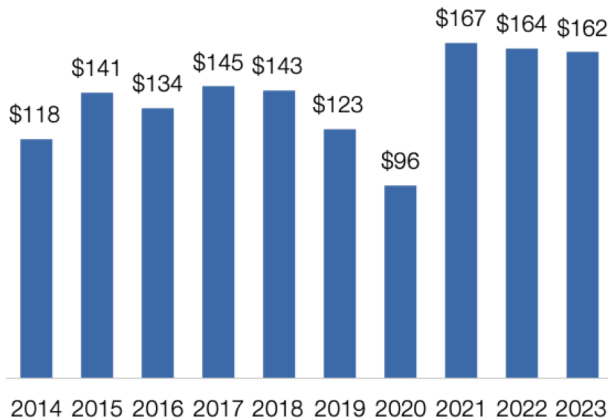
1. Education	\$14 million
2. Personal travel & tourism	\$3.4 million
3. Misc. personal & recreational	\$1.4 million
4. Trademark royalties	\$1.3 million
5. Business travel	\$1.0 million

5% of AZ-2 global services exports went to China in 2022

Arizona's 3rd District Exports to China

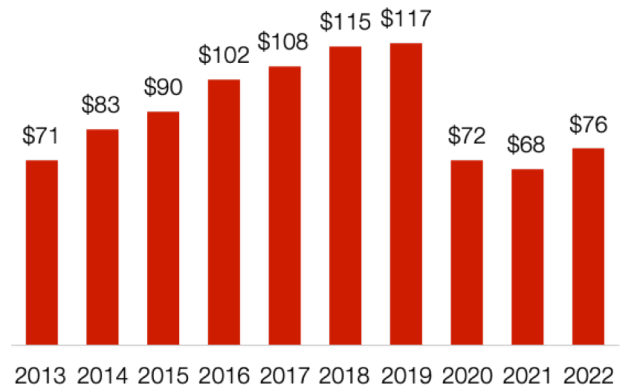
Arizona's 3rd District goods and services exports to China supported **1,050** American jobs in 2022.

Goods (\$ million)



Change (2022-2023): **-1%** ↓

Services (\$ million)



Growth (2021-2022): **+11%** ↑

Top Goods Export Markets, 2023

1. Mexico	\$729 million
2. Canada	\$255 million
3. China	\$162 million
4. United Kingdom	\$112 million
5. Netherlands	\$103 million

Top Goods Exports to China, 2023

1. Semiconductors & components	\$44 million
2. Meat products	\$28 million
3. Aerospace products & parts	\$22 million
4. Navigational & meas. instruments	\$15 million
5. Misc. general purpose machinery	\$8.6 million

6% of AZ-3 global goods exports went to China in 2023

Top Services Export Markets, 2022

1. United Kingdom	\$192 million
2. Ireland	\$161 million
3. Canada	\$148 million
4. Switzerland	\$135 million
7. China	\$76 million

Top Services Exports to China, 2022

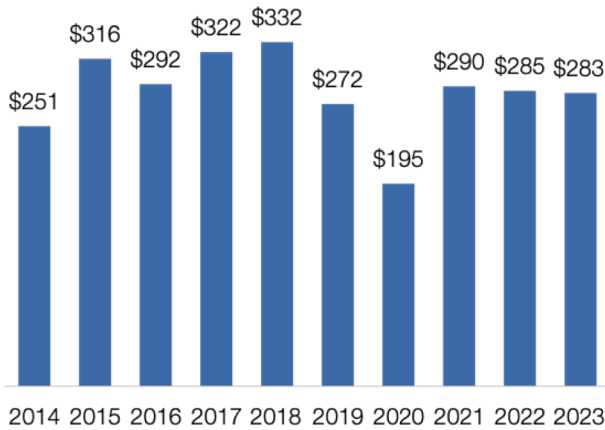
1. Royalties from industrial processes	\$19 million
2. Credit-related services	\$14 million
3. Education	\$8.3 million
4. Misc. financial services	\$6.9 million
5. Personal travel & tourism	\$2.9 million

4% of AZ-3 global services exports went to China in 2022

Arizona's 4th District Exports to China

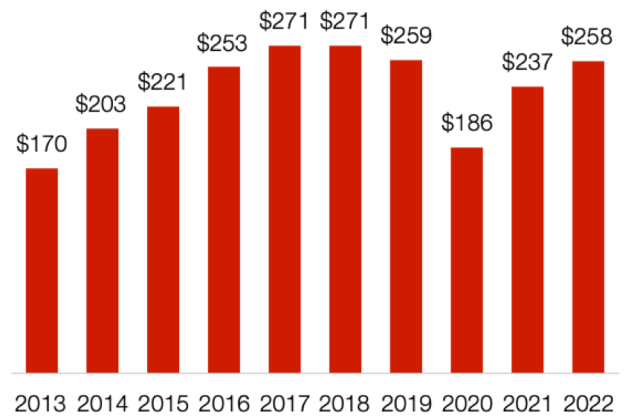
Arizona's 4th District goods and services exports to China supported **3,240** American jobs in 2022.

Goods (\$ million)



Change (2022-2023): **-1%** ↓

Services (\$ million)



Growth (2021-2022): **+9%** ↑

Top Goods Export Markets, 2023

1. Mexico	\$1.3 billion
2. Canada	\$462 million
3. China	\$283 million
4. Thailand	\$240 million
5. Taiwan	\$221 million

Top Goods Exports to China, 2023

1. Semiconductors & components	\$145 million
2. Aerospace products & parts	\$39 million
3. Navigational & meas. instruments	\$16 million
4. Meat products	\$13 million
5. Electrical equipment & components	\$8.3 million

6% of AZ-4 global goods exports went to China in 2023

Top Services Export Markets, 2022

1. China	\$258 million
2. Ireland	\$253 million
3. United Kingdom	\$220 million
4. Switzerland	\$203 million
5. Canada	\$197 million

Top Services Exports to China, 2022

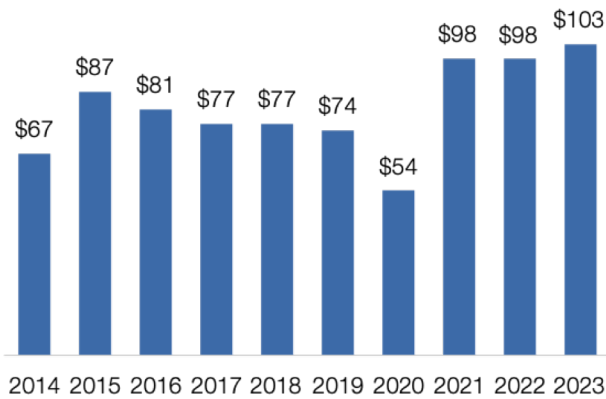
1. Education	\$177 million
2. Royalties from industrial processes	\$24 million
3. Misc. financial services	\$7.4 million
4. Credit-related services	\$6.5 million
5. Business mgmt. & consulting	\$6.0 million

9% of AZ-4 global services exports went to China in 2022

Arizona's 5th District Exports to China

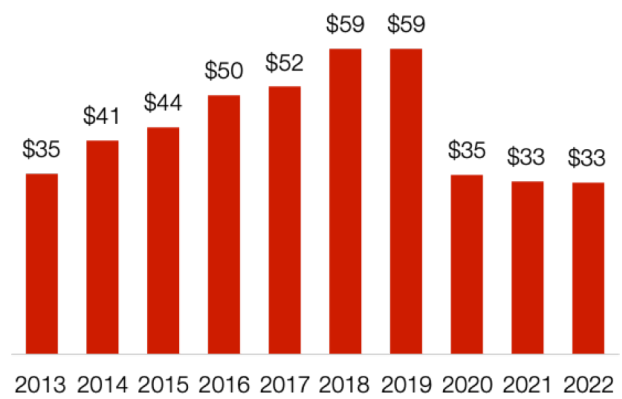
Arizona's 5th District goods and services exports to China supported **610** American jobs in 2022.

Goods (\$ million)



Growth (2022-2023): **+5%** ↑

Services (\$ million)



Change (2021-2022): **-1%** ↓

Top Goods Export Markets, 2023

1. Mexico	\$435 million
2. Canada	\$163 million
3. Netherlands	\$112 million
4. China	\$103 million
5. United Kingdom	\$83 million

Top Services Export Markets, 2022

1. Ireland	\$102 million
2. United Kingdom	\$82 million
3. Switzerland	\$80 million
4. Canada	\$70 million
10. China	\$33 million

Top Goods Exports to China, 2023

1. Aerospace products & parts	\$26 million
2. Semiconductors & components	\$21 million
3. Navigational & meas. instruments	\$16 million
4. Meat products	\$7.6 million
5. Misc. crops	\$4.2 million

Top Services Exports to China, 2022

1. Royalties from industrial processes	\$8.5 million
2. Misc. business, prof. & tech. services	\$3.2 million
3. Misc. financial services	\$3.0 million
4. Business mgmt. & consulting	\$3.0 million
5. Operational leasing	\$2.2 million

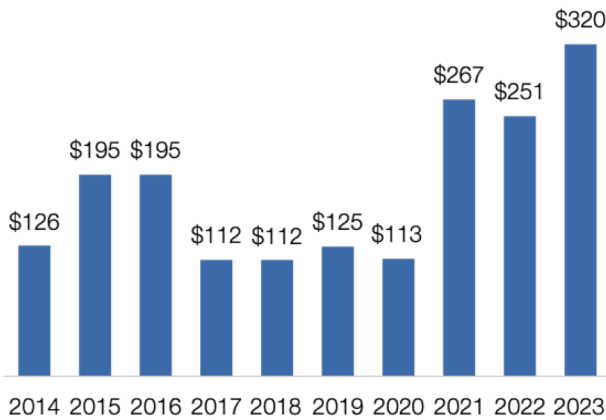
6% of AZ-5 global goods exports went to China in 2023

4% of AZ-5 global services exports went to China in 2022

Arizona's 6th District Exports to China

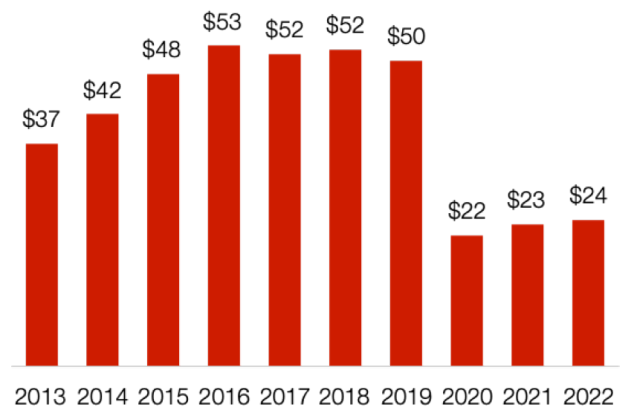
Arizona's 6th District goods and services exports to China supported **1,430** American jobs in 2022.

Goods (\$ million)



Growth (2022-2023): +28% ↑

Services (\$ million)



Growth (2021-2022): +4% ↑

Top Goods Export Markets, 2023

1. Mexico	\$1.5 billion
2. Netherlands	\$422 million
3. United Kingdom	\$414 million
4. Canada	\$335 million
5. China	\$320 million

Top Services Export Markets, 2022

1. Ireland	\$83 million
2. Canada	\$59 million
3. Switzerland	\$56 million
4. United Kingdom	\$56 million
10. China	\$24 million

Top Goods Exports to China, 2023

1. Aerospace products & parts	\$188 million
2. Misc. crops	\$31 million
3. Navigational & meas. instruments	\$26 million
4. Electrical equipment	\$19 million
5. Magnetic & optical media	\$11 million

Top Services Exports to China, 2022

1. Royalties from industrial processes	\$4.9 million
2. Software distribution royalties	\$2.9 million
3. Personal travel & tourism	\$2.8 million
4. Misc. business, prof. & tech. services	\$2.6 million
5. Trademark royalties	\$2.3 million

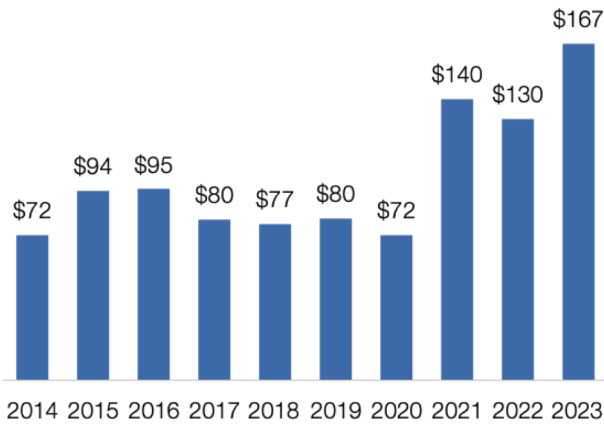
5% of AZ-6 global goods exports went to China in 2023

3% of AZ-6 global services exports went to China in 2022

Arizona's 7th District Exports to China

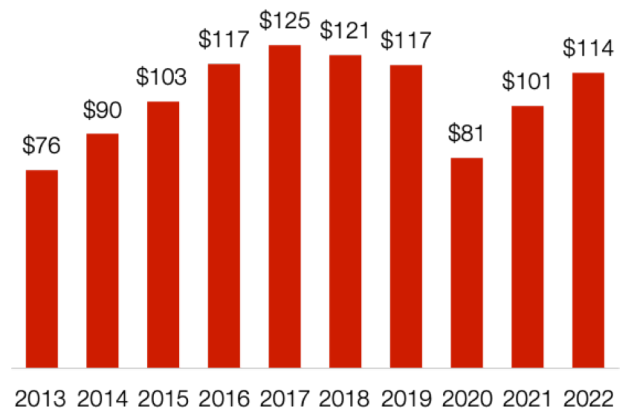
Arizona's 7th District goods and services exports to China supported **1,720** American jobs in 2022.

Goods (\$ million)



Growth (2022-2023): +29% ↑

Services (\$ million)



Growth (2021-2022): +13% ↑

Top Goods Export Markets, 2023

1. Mexico	\$865 million
2. Canada	\$263 million
3. Netherlands	\$234 million
4. United Kingdom	\$177 million
5. China	\$167 million

Top Services Export Markets, 2022

1. China	\$114 million
2. India	\$72 million
3. Canada	\$69 million
4. Mexico	\$56 million
5. Ireland	\$51 million

Top Goods Exports to China, 2023

1. Aerospace products & parts	\$58 million
2. Navigational & meas. instruments	\$39 million
3. Electrical equipment	\$9.6 million
4. Misc. crops	\$9.3 million
5. Misc. general purpose machinery	\$6.3 million

Top Services Exports to China, 2022

1. Education	\$95 million
2. Royalties from industrial processes	\$4.9 million
3. Personal travel & tourism	\$2.4 million
4. Misc. freight & port services	\$1.9 million
5. Misc. business, prof. & tech. services	\$1.6 million

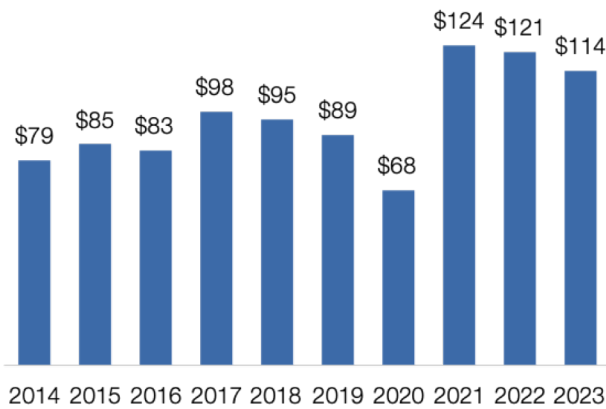
5% of AZ-7 global goods exports went to China in 2023

12% of AZ-7 global services exports went to China in 2022

Arizona's 8th District Exports to China

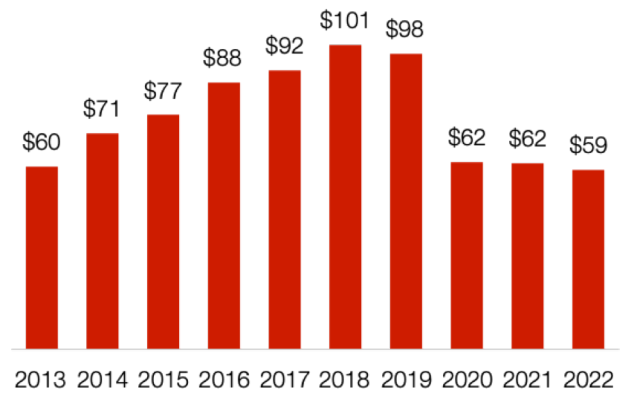
Arizona's 8th District goods and services exports to China supported **840** American jobs in 2022.

Goods (\$ million)



Change (2022-2023): **-6%** ↓

Services (\$ million)



Change (2021-2022): **-4%** ↓

Top Goods Export Markets, 2023

1. Mexico	\$485 million
2. Canada	\$206 million
3. China	\$114 million
4. Netherlands	\$105 million
5. Singapore	\$77 million

Top Services Export Markets, 2022

1. United Kingdom	\$160 million
2. Ireland	\$156 million
3. Canada	\$127 million
4. Switzerland	\$121 million
10. China	\$59 million

Top Goods Exports to China, 2023

1. Meat products	\$26 million
2. Semiconductors & components	\$24 million
3. Navigational & meas. instruments	\$17 million
4. Aerospace products & parts	\$6.4 million
5. Industrial machinery	\$4.9 million

Top Services Exports to China, 2022

1. Royalties from industrial processes	\$13 million
2. Credit-related services	\$11 million
3. Misc. financial services	\$6.2 million
4. Misc. business, prof. & tech. services	\$4.2 million
5. Business mgmt. & consulting	\$4.0 million

6% of AZ-8 global goods exports went to China in 2023

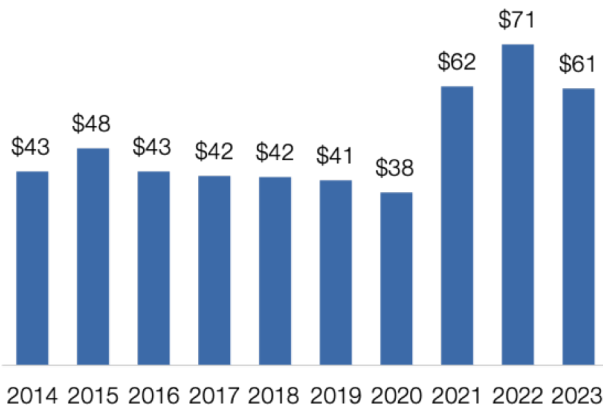
4% of AZ-8 global services exports went to China in 2022



Arizona's 9th District Exports to China

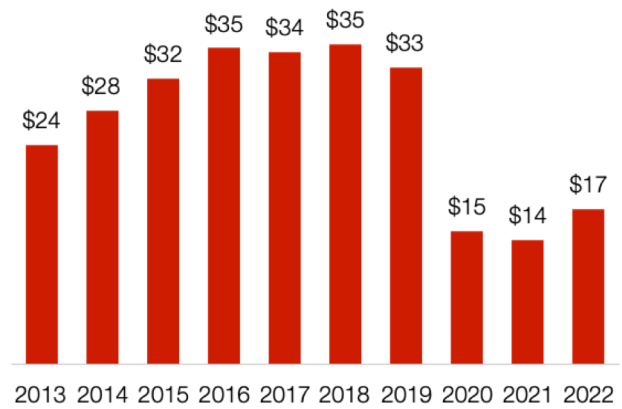
Arizona's 9th District goods and services exports to China supported **490** American jobs in 2022.

Goods (\$ million)



Change (2022-2023): **-14%** ↓

Services (\$ million)



Growth (2021-2022): **+24%** ↑

Top Goods Export Markets, 2023

1. Mexico	\$421 million
2. Canada	\$107 million
3. China	\$61 million
4. Netherlands	\$51 million
5. United Kingdom	\$39 million

Top Services Export Markets, 2022

1. United Kingdom	\$43 million
2. Canada	\$41 million
3. Mexico	\$36 million
4. Ireland	\$32 million
7. China	\$17 million

Top Goods Exports to China, 2023

1. Misc. crops	\$19 million
2. Aerospace products & parts	\$10 million
3. Semiconductors & components	\$3.7 million
4. Pesticides & fertilizers	\$3.5 million
5. Fruits & tree nuts	\$2.5 million

Top Services Exports to China, 2022

1. Education	\$4.2 million
2. Personal travel & tourism	\$1.6 million
3. Misc. business, prof. & tech. services	\$1.6 million
4. Royalties from industrial processes	\$1.4 million
5. Trademark royalties	\$1.1 million

6% of AZ-9 global goods exports went to China in 2023

4% of AZ-9 global services exports went to China in 2022