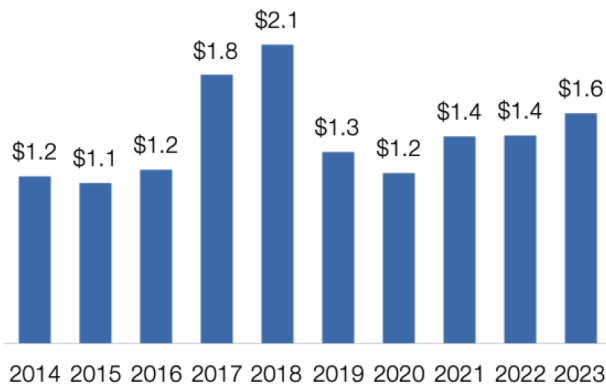


# Florida's Exports to China

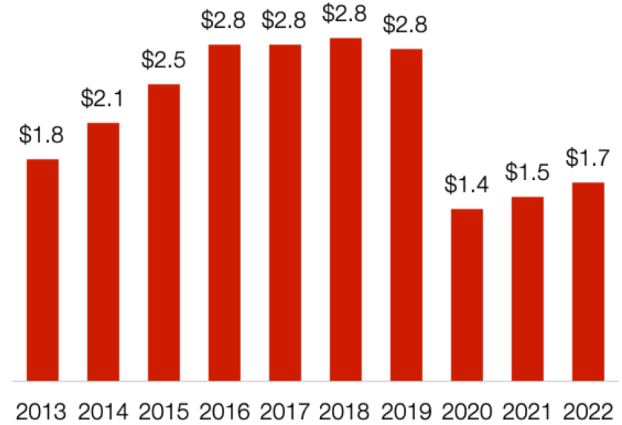
Florida's goods and services exports to China supported **18,090** American jobs in 2022.

## Goods (\$ billion)



Growth (2022-2023): +10% ↑

## Services (\$ billion)



Growth (2021-2022): +8% ↑

### Top Goods Export Markets, 2023

1. Canada	\$5.1 billion
2. Brazil	\$5.0 billion
3. Mexico	\$4.2 billion
4. United Kingdom	\$3.0 billion
13. China	\$1.6 billion

### Top Services Export Markets, 2022

1. United Kingdom	\$4.1 billion
2. Canada	\$3.5 billion
3. Ireland	\$3.3 billion
4. Mexico	\$2.6 billion
8. China	\$1.7 billion

### Top Goods Exports to China, 2023

1. Aerospace products & parts	\$276 million
2. Scrap products	\$179 million
3. Navigational & meas. instruments	\$150 million
4. Pulp & paperboard mill products	\$120 million
5. Medical equipment & supplies	\$90 million

### Top Services Exports to China, 2022

1. Education	\$453 million
2. Misc. personal & recreational	\$170 million
3. Business mgmt. & consulting	\$129 million
4. Personal travel & tourism	\$109 million
5. Misc. business, prof. & tech. services	\$98 million

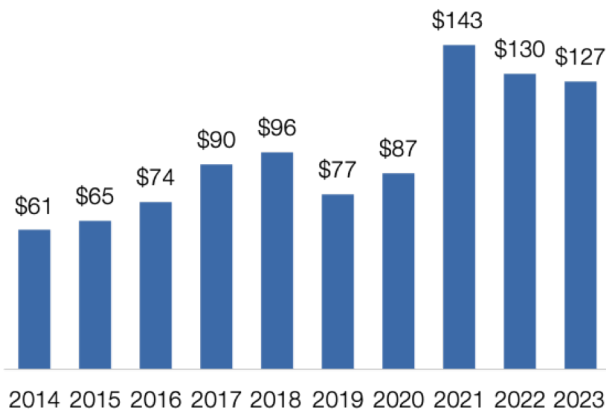
**2%** of Florida's global goods exports went to China in 2023

**4%** of Florida's global services exports went to China in 2022

# Florida's 1<sup>st</sup> District Exports to China

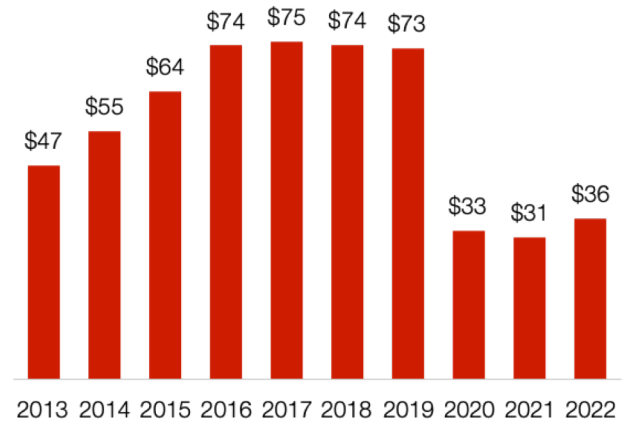
Florida's 1<sup>st</sup> District goods and services exports to China supported **670** American jobs in 2022.

## Goods (\$ million)



Change (2022-2023): **-3%** ↓

## Services (\$ million)



Growth (2021-2022): **+14%** ↑

### Top Goods Export Markets, 2023

1. Mexico	\$309 million
2. Canada	\$219 million
3. Brazil	\$192 million
4. China	\$127 million
5. Vietnam	\$120 million

### Top Services Export Markets, 2022

1. Canada	\$99 million
2. United Kingdom	\$93 million
3. Mexico	\$87 million
4. Ireland	\$63 million
8. China	\$36 million

### Top Goods Exports to China, 2023

1. Resins & synthetic fibers	\$65 million
2. Pulp & paperboard mill products	\$24 million
3. Aerospace products & parts	\$12 million
4. Engines & turbines	\$6.0 million
5. Basic chemicals	\$4.4 million

### Top Services Exports to China, 2022

1. Personal travel & tourism	\$4.6 million
2. Education	\$4.4 million
3. Misc. business, prof. & tech. services	\$3.3 million
4. Arch., eng. & other tech. services	\$2.4 million
5. Equip. installation & maintenance	\$2.2 million

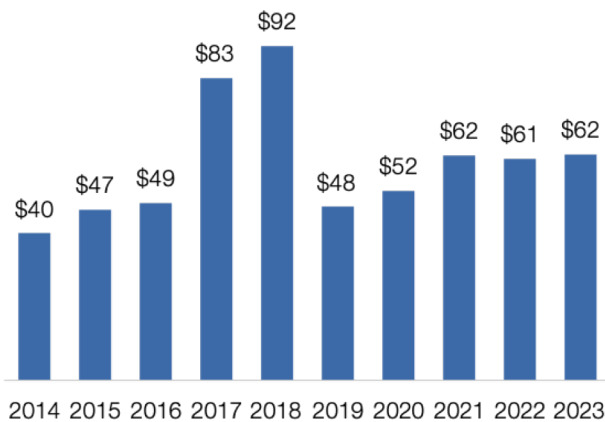
**4%** of FL-1 global goods exports went to China in 2023

**4%** of FL-1 global services exports went to China in 2022

# Florida's 2<sup>nd</sup> District Exports to China

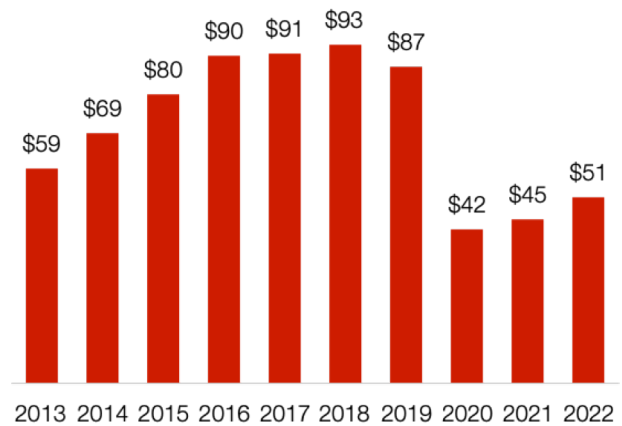
Florida's 2<sup>nd</sup> District goods and services exports to China supported **720** American jobs in 2022.

## Goods (\$ million)



Growth (2022-2023): +2% ↑

## Services (\$ million)



Growth (2021-2022): +13% ↑

### Top Goods Export Markets, 2023

1. Canada	\$207 million
2. Mexico	\$173 million
3. Brazil	\$100 million
4. Bahamas	\$80 million
6. China	\$62 million

### Top Services Export Markets, 2022

1. Canada	\$105 million
2. United Kingdom	\$95 million
3. Mexico	\$83 million
4. Ireland	\$70 million
6. China	\$51 million

### Top Goods Exports to China, 2023

1. Pulp & paperboard mill products	\$27 million
2. Misc. chemical preparations	\$8.6 million
3. Misc. general purpose machinery	\$5.8 million
4. Marine products	\$2.3 million
5. Scrap products	\$1.8 million

### Top Services Exports to China, 2022

1. Education	\$24 million
2. Personal travel & tourism	\$4.3 million
3. Business mgmt. & consulting	\$2.8 million
4. Misc. business, prof. & tech. services	\$2.3 million
5. Legal services	\$2.0 million

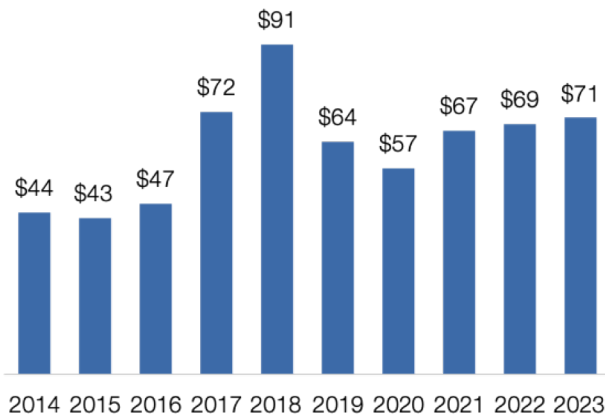
**3%** of FL-2 global goods exports went to China in 2023

**5%** of FL-2 global services exports went to China in 2022

# Florida's 3<sup>rd</sup> District Exports to China

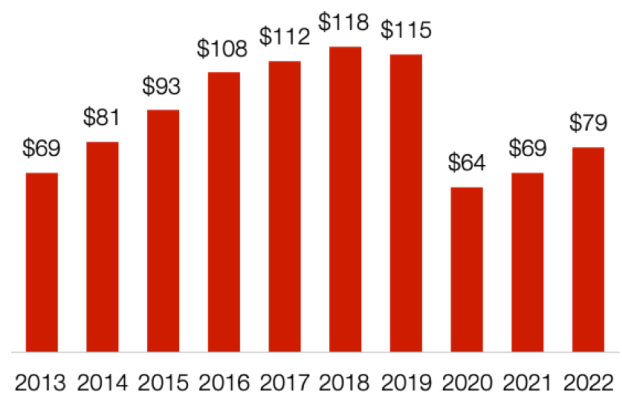
Florida's 3<sup>rd</sup> District goods and services exports to China supported **1,090** American jobs in 2022.

## Goods (\$ million)



Growth (2022-2023): +3% ↑

## Services (\$ million)



Growth (2021-2022): +14% ↑

### Top Goods Export Markets, 2023

1. Canada	\$324 million
2. Mexico	\$288 million
3. Dominican Republic	\$231 million
4. Brazil	\$176 million
17. China	\$71 million

### Top Goods Exports to China, 2023

1. Navigational & meas. instruments	\$15 million
2. Aerospace products & parts	\$11 million
3. Misc. fabricated metal products	\$5.5 million
4. Meat products	\$5.5 million
5. Basic chemicals	\$4.5 million

**2%** of FL-3 global goods exports went to China in 2023

### Top Services Export Markets, 2022

1. China	\$79 million
2. Canada	\$70 million
3. Mexico	\$63 million
4. India	\$58 million
5. United Kingdom	\$57 million

### Top Services Exports to China, 2022

1. Education	\$60 million
2. Personal travel & tourism	\$3.4 million
3. Misc. business, prof. & tech. services	\$2.8 million
4. Trademark royalties	\$1.8 million
5. Royalties from industrial processes	\$1.6 million

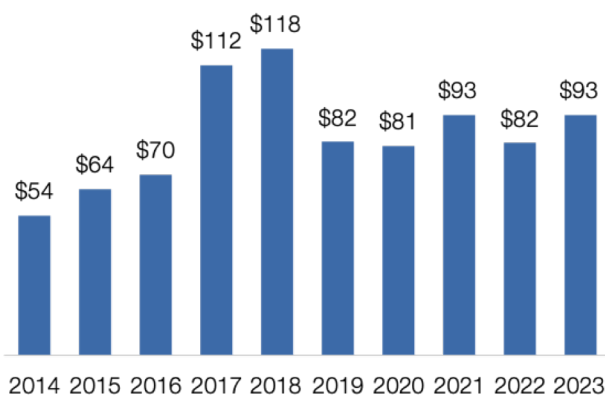
**10%** of FL-3 global services exports went to China in 2022



# Florida's 4<sup>th</sup> District Exports to China

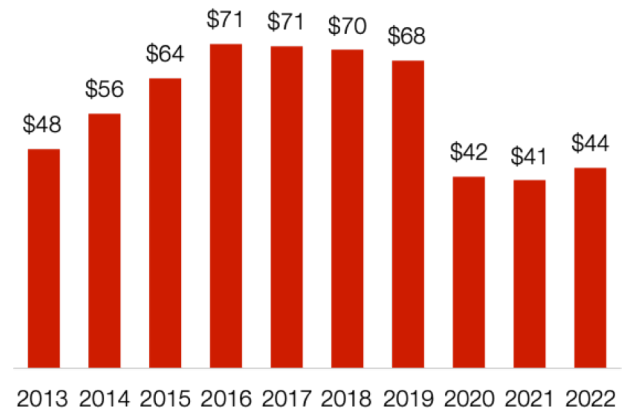
Florida's 4<sup>th</sup> District goods and services exports to China supported **680** American jobs in 2022.

## Goods (\$ million)



Growth (2022-2023): **+13%** ↑

## Services (\$ million)



Growth (2021-2022): **+7%** ↑

### Top Goods Export Markets, 2023

1. Mexico	\$229 million
2. Canada	\$228 million
3. Brazil	\$197 million
4. Germany	\$109 million
6. China	\$93 million

### Top Goods Exports to China, 2023

1. Pulp & paperboard mill products	\$33 million
2. Aerospace products & parts	\$25 million
3. Medical equipment & supplies	\$5.9 million
4. Industrial machinery	\$3.2 million
5. Marine products	\$2.4 million

**3%** of FL-4 global goods exports went to China in 2023

### Top Services Export Markets, 2022

1. Japan	\$132 million
2. United Kingdom	\$128 million
3. Canada	\$106 million
4. Ireland	\$105 million
10. China	\$44 million

### Top Services Exports to China, 2022

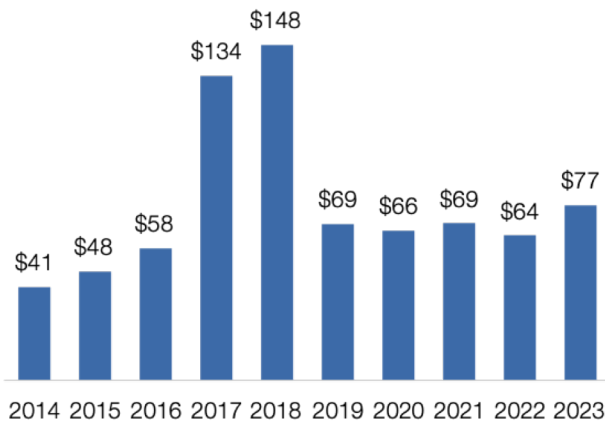
1. Ocean freight & port services	\$4.8 million
2. Business mgmt. & consulting	\$4.8 million
3. Operational leasing	\$4.0 million
4. Misc. business, prof. & tech. services	\$3.8 million
5. Education	\$3.6 million

**3%** of FL-4 global services exports went to China in 2022

# Florida's 5<sup>th</sup> District Exports to China

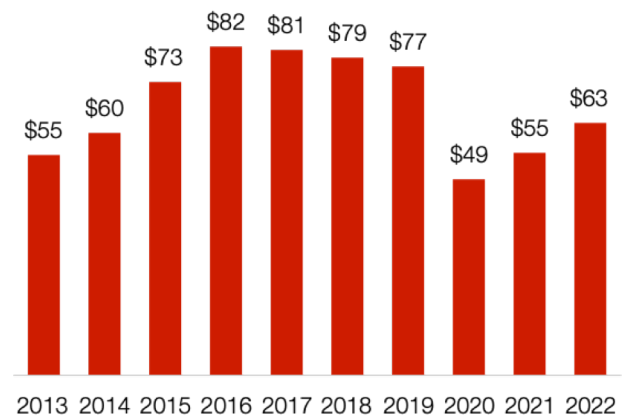
Florida's 5<sup>th</sup> District goods and services exports to China supported **720** American jobs in 2022.

## Goods (\$ million)



Growth (2022-2023): +21% ↑

## Services (\$ million)



Growth (2021-2022): +13% ↑

### Top Goods Export Markets, 2023

1. Canada	\$199 million
2. Brazil	\$198 million
3. Mexico	\$193 million
4. Germany	\$94 million
9. China	\$77 million

### Top Goods Exports to China, 2023

1. Aerospace products & parts	\$25 million
2. Pulp & paperboard mill products	\$14 million
3. Medical equipment & supplies	\$9.1 million
4. Marine products	\$4.7 million
5. Electrical equipment & components	\$4.4 million

**3%** of FL-5 global goods exports went to China in 2023

### Top Services Export Markets, 2022

1. United Kingdom	\$218 million
2. Canada	\$168 million
3. U.K. Caribbean	\$152 million
4. Ireland	\$147 million
10. China	\$63 million

### Top Services Exports to China, 2022

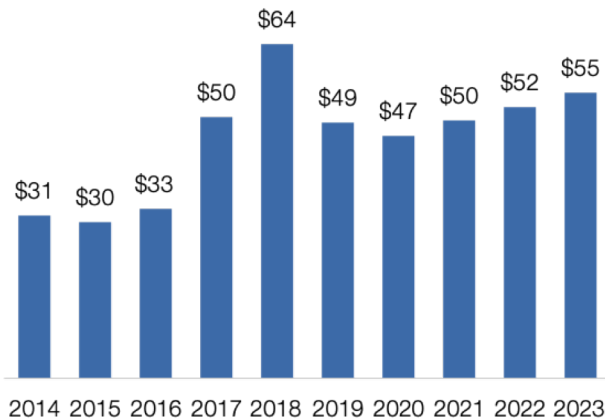
1. Business mgmt. & consulting	\$5.9 million
2. Computer software services	\$5.5 million
3. Misc. business, prof. & tech. services	\$5.2 million
4. Education	\$4.8 million
5. Misc. personal & recreational	\$4.3 million

**3%** of FL-5 global services exports went to China in 2022

# Florida's 6<sup>th</sup> District Exports to China

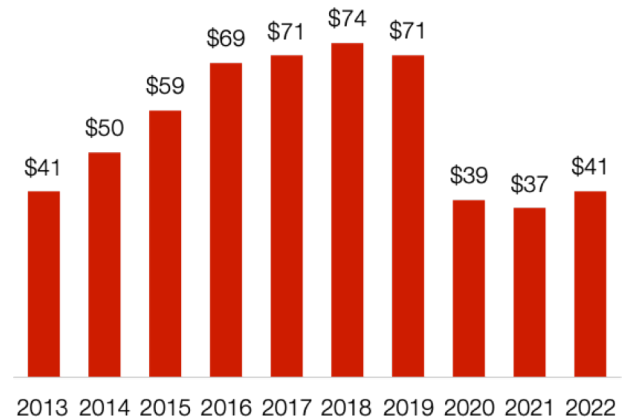
Florida's 6<sup>th</sup> District goods and services exports to China supported **490** American jobs in 2022.

## Goods (\$ million)



Growth (2022-2023): +5% ↑

## Services (\$ million)



Growth (2021-2022): +10% ↑

### Top Goods Export Markets, 2023

1. Canada	\$223 million
2. Brazil	\$173 million
3. Mexico	\$159 million
4. Dominican Republic	\$87 million
11. China	\$55 million

### Top Services Export Markets, 2022

1. Canada	\$64 million
2. Mexico	\$56 million
3. United Kingdom	\$52 million
4. China	\$41 million
5. India	\$36 million

### Top Goods Exports to China, 2023

1. Navigational & meas. instruments	\$8.2 million
2. Misc. fabricated metal products	\$7.2 million
3. Electrical equipment & components	\$4.3 million
4. Scrap products	\$4.0 million
5. Pulp & paperboard mill products	\$3.1 million

### Top Services Exports to China, 2022

1. Education	\$22 million
2. Misc. personal & recreational	\$3.9 million
3. Personal travel & tourism	\$3.5 million
4. Misc. business, prof. & tech. services	\$2.1 million
5. Trademark royalties	\$1.6 million

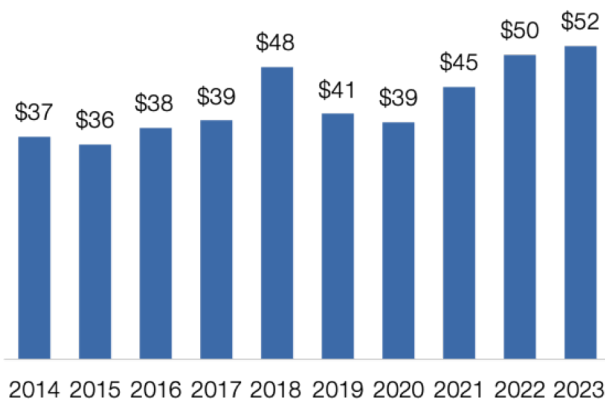
**2%** of FL-6 global goods exports went to China in 2023

**6%** of FL-6 global services exports went to China in 2022

# Florida's 7<sup>th</sup> District Exports to China

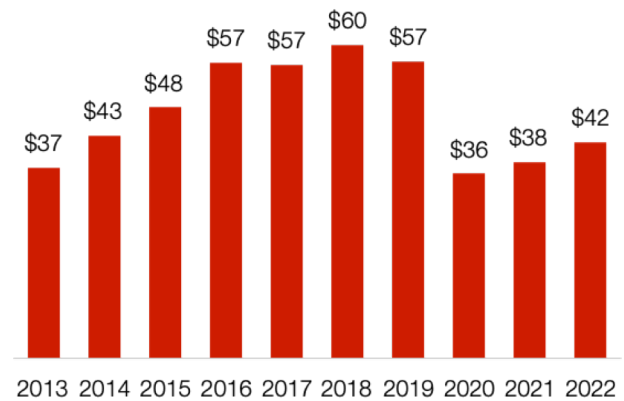
Florida's 7<sup>th</sup> District goods and services exports to China supported **460** American jobs in 2022.

## Goods (\$ million)



Growth (2022-2023): +3% ↑

## Services (\$ million)



Growth (2021-2022): +10% ↑

### Top Goods Export Markets, 2023

1. Mexico	\$180 million
2. Canada	\$160 million
3. Brazil	\$140 million
4. Bahamas	\$97 million
11. China	\$52 million

### Top Services Export Markets, 2022

1. Ireland	\$148 million
2. United Kingdom	\$136 million
3. Canada	\$124 million
4. Switzerland	\$97 million
10. China	\$42 million

### Top Goods Exports to China, 2023

1. Navigational & meas. instruments	\$9.1 million
2. Pulp & paperboard mill products	\$8.0 million
3. Scrap products	\$7.4 million
4. Misc. fabricated metal products	\$4.4 million
5. Medical equipment & supplies	\$4.1 million

### Top Services Exports to China, 2022

1. Business mgmt. & consulting	\$6.4 million
2. Equip. installation & maintenance	\$4.1 million
3. Misc. business, prof. & tech. services	\$3.8 million
4. Operational leasing	\$3.6 million
5. Computer software services	\$2.5 million

**3%** of FL-7 global goods exports went to China in 2023

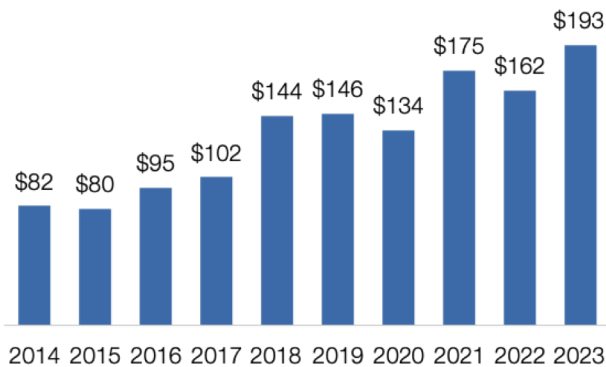
**3%** of FL-7 global services exports went to China in 2022



# Florida's 8<sup>th</sup> District Exports to China

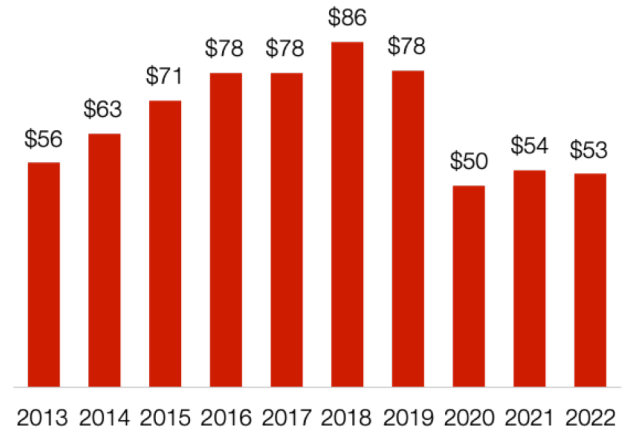
Florida's 8<sup>th</sup> District goods and services exports to China supported **1,060** American jobs in 2022.

## Goods (\$ million)



Growth (2022-2023): **+19%** ↑

## Services (\$ million)



Change (2021-2022): **-2%** ↓

### Top Goods Export Markets, 2023

1. Brazil	\$1.2 billion
2. Paraguay	\$527 million
3. Canada	\$442 million
4. Argentina	\$405 million
13. China	\$193 million

### Top Services Export Markets, 2022

1. Ireland	\$108 million
2. Switzerland	\$86 million
3. Canada	\$85 million
4. United Kingdom	\$84 million
7. China	\$53 million

### Top Goods Exports to China, 2023

1. Navigational & meas. instruments	\$59 million
2. Aerospace products & parts	\$59 million
3. Semiconductors & components	\$26 million
4. Misc. fabricated metal products	\$8.1 million
5. Communications equipment	\$7.8 million

### Top Services Exports to China, 2022

1. Education	\$18 million
2. Royalties from industrial processes	\$9.2 million
3. Misc. personal & recreational	\$4.4 million
4. Business mgmt. & consulting	\$3.5 million
5. Arch., eng. & other tech. services	\$3.2 million

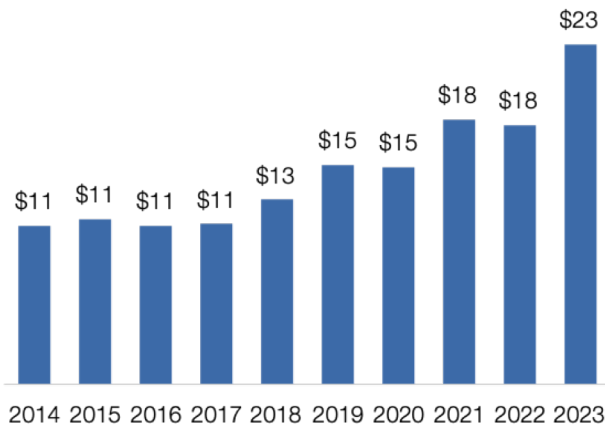
**2%** of FL-8 global goods exports went to China in 2023

**5%** of FL-8 global services exports went to China in 2022

# Florida's 9<sup>th</sup> District Exports to China

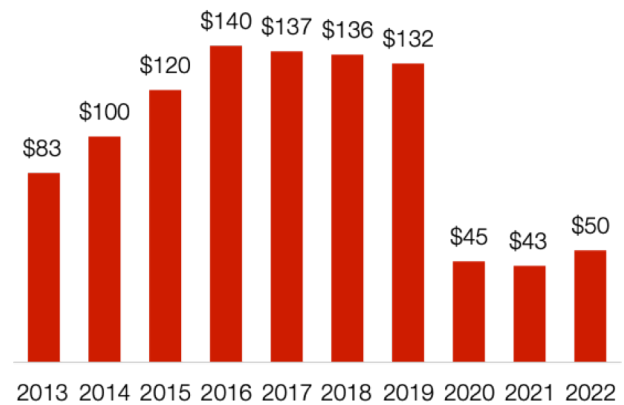
Florida's 9<sup>th</sup> District goods and services exports to China supported **510** American jobs in 2022.

## Goods (\$ million)



Growth (2022-2023): +31% ↑

## Services (\$ million)



Growth (2021-2022): +16% ↑

### Top Goods Export Markets, 2023

1. Brazil	\$80 million
2. Canada	\$75 million
3. Mexico	\$73 million
4. United Kingdom	\$62 million
13. China	\$23 million

### Top Services Export Markets, 2022

1. Canada	\$147 million
2. United Kingdom	\$146 million
3. Mexico	\$138 million
4. Ireland	\$101 million
9. China	\$50 million

### Top Goods Exports to China, 2023

1. Aerospace products & parts	\$7.8 million
2. Navigational & meas. instruments	\$3.0 million
3. Misc. chemical preparations	\$1.8 million
4. Misc. fabricated metal products	\$1.7 million
5. Misc. general purpose machinery	\$922,000

### Top Services Exports to China, 2022

1. Misc. personal & recreational	\$15 million
2. Personal travel & tourism	\$8.9 million
3. Operational leasing	\$5.1 million
4. Business mgmt. & consulting	\$3.2 million
5. Misc. business, prof. & tech. services	\$2.5 million

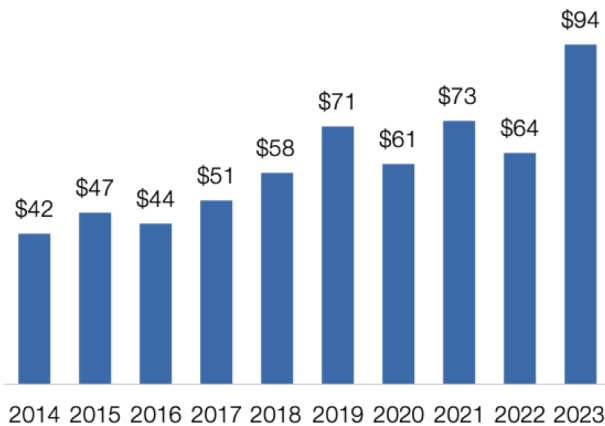
**2%** of FL-9 global goods exports went to China in 2023

**3%** of FL-9 global services exports went to China in 2022

# Florida's 10<sup>th</sup> District Exports to China

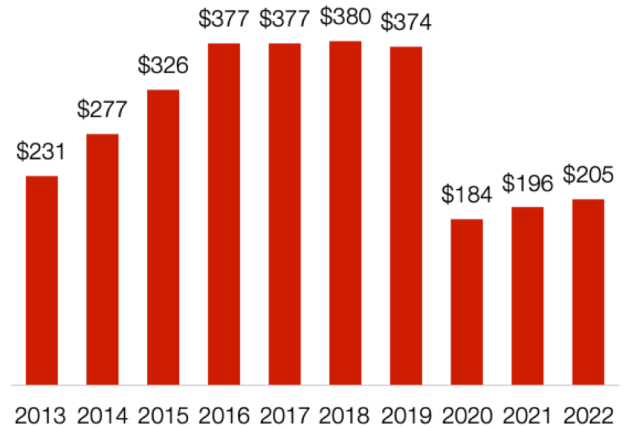
Florida's 10<sup>th</sup> District goods and services exports to China supported **2,070** American jobs in 2022.

## Goods (\$ million)



Growth (2022-2023): +47% ↑

## Services (\$ million)



Growth (2021-2022): +5% ↑

### Top Goods Export Markets, 2023

1. Brazil	\$387 million
2. United Kingdom	\$282 million
3. Canada	\$255 million
4. Mexico	\$236 million
11. China	\$94 million

### Top Services Export Markets, 2022

1. United Kingdom	\$368 million
2. Canada	\$363 million
3. Mexico	\$295 million
4. Ireland	\$274 million
5. China	\$205 million

### Top Goods Exports to China, 2023

1. Aerospace products & parts	\$52 million
2. Navigational & meas. instruments	\$10 million
3. Comm. & serv. industry machinery	\$6.4 million
4. Misc. fabricated metal products	\$3.2 million
5. Scrap products	\$2.5 million

### Top Services Exports to China, 2022

1. Education	\$62 million
2. Misc. personal & recreational	\$54 million
3. Personal travel & tourism	\$16 million
4. Business mgmt. & consulting	\$10 million
5. Operational leasing	\$8.4 million

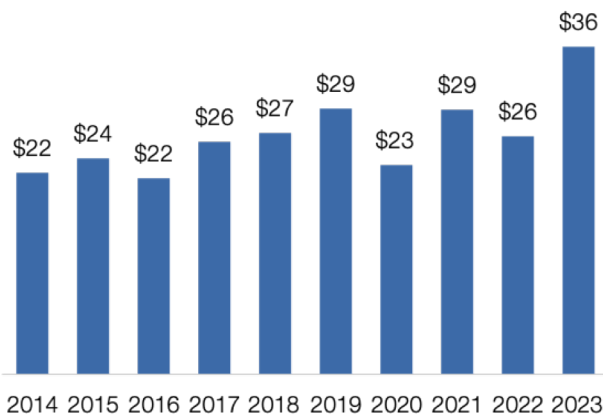
**2%** of FL-10 global goods exports went to China in 2023

**5%** of FL-10 global services exports went to China in 2022

# Florida's 11<sup>th</sup> District Exports to China

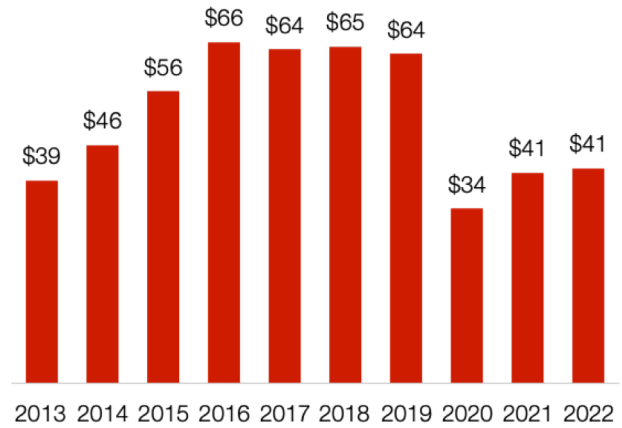
Florida's 11<sup>th</sup> District goods and services exports to China supported **520** American jobs in 2022.

## Goods (\$ million)



Growth (2022-2023): **+38%** ↑

## Services (\$ million)



Growth (2021-2022): **+2%** ↑

### Top Goods Export Markets, 2023

1. Brazil	\$167 million
2. Canada	\$159 million
3. Mexico	\$103 million
4. United Kingdom	\$69 million
13. China	\$36 million

### Top Services Export Markets, 2022

1. Canada	\$86 million
2. United Kingdom	\$82 million
3. Ireland	\$69 million
4. Mexico	\$67 million
7. China	\$41 million

### Top Goods Exports to China, 2023

1. Aerospace products & parts	\$18 million
2. Misc. chemical preparations	\$1.5 million
3. Resins & synthetic fibers	\$1.5 million
4. Comm. & serv. industry machinery	\$1.4 million
5. Industrial machinery	\$1.3 million

### Top Services Exports to China, 2022

1. Misc. personal & recreational	\$19 million
2. Personal travel & tourism	\$4.0 million
3. Business mgmt. & consulting	\$2.9 million
4. Misc. business, prof. & tech. services	\$2.8 million
5. Operational leasing	\$2.7 million

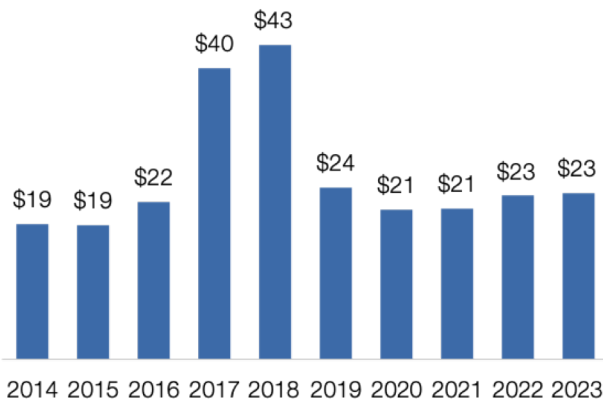
**2%** of FL-11 global goods exports went to China in 2023

**4%** of FL-11 global services exports went to China in 2022

# Florida's 12<sup>th</sup> District Exports to China

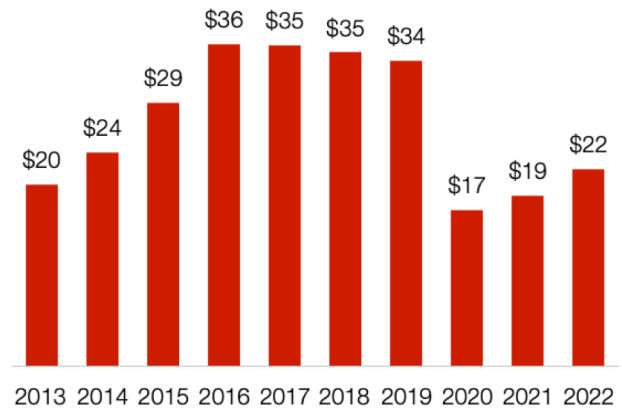
Florida's 12<sup>th</sup> District goods and services exports to China supported **260** American jobs in 2022.

## Goods (\$ million)



Growth (2022-2023): +2% ↑

## Services (\$ million)



Growth (2021-2022): +15% ↑

### Top Goods Export Markets, 2023

1. Canada	\$78 million
2. Mexico	\$76 million
3. Brazil	\$46 million
4. United Arab Emirates	\$42 million
13. China	\$23 million

### Top Goods Exports to China, 2023

1. Scrap products	\$5.8 million
2. Nonferrous metal products	\$1.9 million
3. Electrical equipment & components	\$1.6 million
4. Misc. general purpose machinery	\$1.5 million
5. Misc. fabricated metal products	\$1.5 million

**3%** of FL-12 global goods exports went to China in 2023

### Top Services Export Markets, 2022

1. Ireland	\$48 million
2. Canada	\$45 million
3. United Kingdom	\$43 million
4. Mexico	\$41 million
7. China	\$22 million

### Top Services Exports to China, 2022

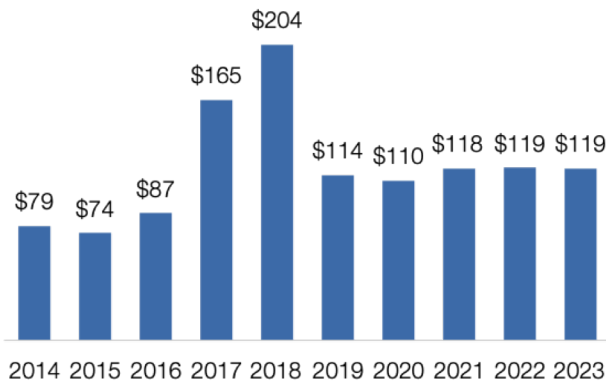
1. Education	\$8.4 million
2. Business mgmt. & consulting	\$2.4 million
3. Personal travel & tourism	\$2.3 million
4. Misc. business, prof. & tech. services	\$1.5 million
5. Misc. personal & recreational	\$1.4 million

**4%** of FL-12 global services exports went to China in 2022

# Florida's 13<sup>th</sup> District Exports to China

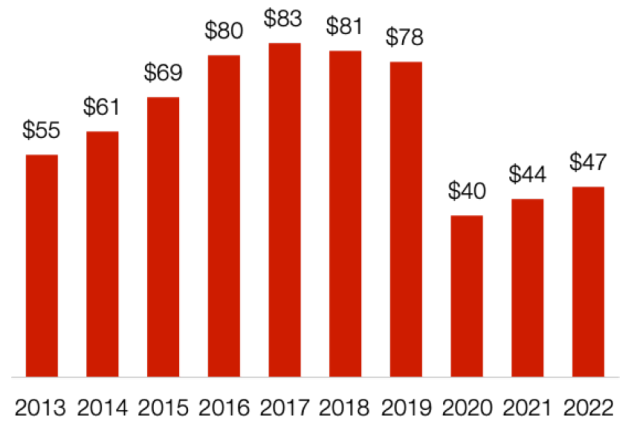
Florida's 13<sup>th</sup> District goods and services exports to China supported **780** American jobs in 2022.

## Goods (\$ million)



Change (2022-2023): 0%

## Services (\$ million)



Growth (2021-2022): +7%

### Top Goods Export Markets, 2023

1. Paraguay	\$509 million
2. Brazil	\$420 million
3. United Kingdom	\$350 million
4. Canada	\$344 million
18. China	\$119 million

### Top Services Export Markets, 2022

1. Ireland	\$190 million
2. United Kingdom	\$163 million
3. Canada	\$148 million
4. Switzerland	\$125 million
10. China	\$47 million

### Top Goods Exports to China, 2023

1. Navigational & meas. instruments	\$28 million
2. Medical equipment & supplies	\$13 million
3. Communications equipment	\$9.2 million
4. Semiconductors & components	\$7.0 million
5. Industrial machinery	\$6.7 million

### Top Services Exports to China, 2022

1. Business mgmt. & consulting	\$7.4 million
2. Royalties from industrial processes	\$6.9 million
3. Misc. business, prof. & tech. services	\$4.8 million
4. Personal travel & tourism	\$4.3 million
5. Trademark royalties	\$3.1 million

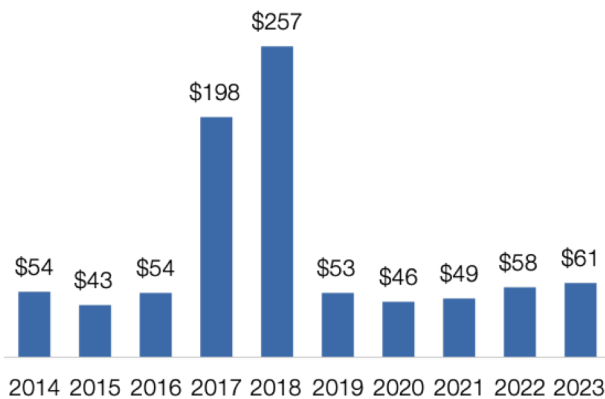
**2%** of FL-13 global goods exports went to China in 2023

**3%** of FL-13 global services exports went to China in 2022

# Florida's 14<sup>th</sup> District Exports to China

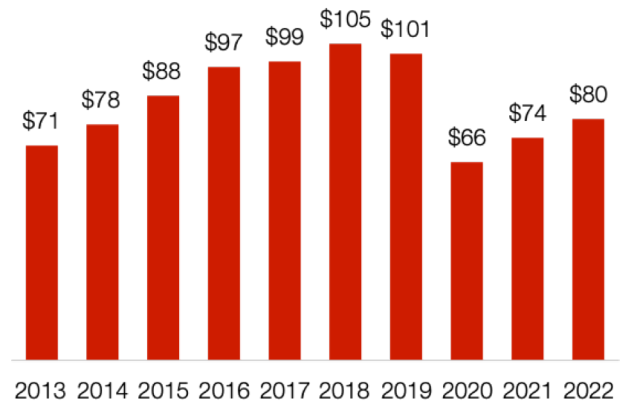
Florida's 14<sup>th</sup> District goods and services exports to China supported **660** American jobs in 2022.

## Goods (\$ million)



Growth (2022-2023): +6% ↑

## Services (\$ million)



Growth (2021-2022): +8% ↑

### Top Goods Export Markets, 2023

1. Canada	\$256 million
2. United Arab Emirates	\$172 million
3. United Kingdom	\$159 million
4. Mexico	\$152 million
11. China	\$61 million

### Top Goods Exports to China, 2023

1. Marine products	\$19 million
2. Nonferrous metal products	\$10 million
3. Medical equipment & supplies	\$4.8 million
4. Navigational & meas. instruments	\$4.0 million
5. Scrap products	\$3.6 million

**2%** of FL-14 global goods exports went to China in 2023

### Top Services Export Markets, 2022

1. United Kingdom	\$228 million
2. Ireland	\$216 million
3. Canada	\$190 million
4. Switzerland	\$139 million
8. China	\$80 million

### Top Services Exports to China, 2022

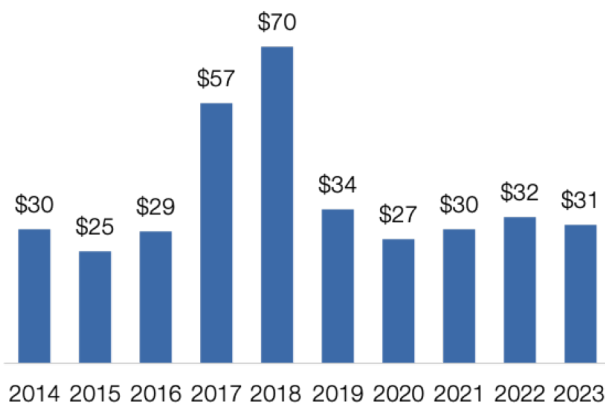
1. Education	\$15 million
2. Business mgmt. & consulting	\$7.8 million
3. Legal services	\$5.8 million
4. Misc. business, prof. & tech. services	\$5.7 million
5. Software distribution royalties	\$4.9 million

**4%** of FL-14 global services exports went to China in 2022

# Florida's 15<sup>th</sup> District Exports to China

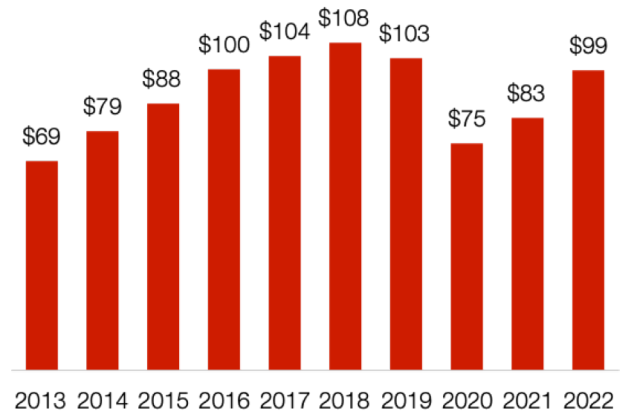
Florida's 15<sup>th</sup> District goods and services exports to China supported **930** American jobs in 2022.

## Goods (\$ million)



Change (2022-2023): **-5%** ↓

## Services (\$ million)



Growth (2021-2022): **+19%** ↑

### Top Goods Export Markets, 2023

1. Canada	\$211 million
2. Mexico	\$121 million
3. Brazil	\$121 million
4. United Kingdom	\$97 million
13. China	\$31 million

### Top Services Export Markets, 2022

1. United Kingdom	\$138 million
2. Ireland	\$126 million
3. Canada	\$119 million
4. China	\$99 million
5. Switzerland	\$84 million

### Top Goods Exports to China, 2023

1. Scrap products	\$4.1 million
2. Electrical equipment	\$2.7 million
3. Marine products	\$2.6 million
4. Medical equipment & supplies	\$2.3 million
5. Nonferrous metal products	\$2.0 million

### Top Services Exports to China, 2022

1. Education	\$61 million
2. Business mgmt. & consulting	\$4.9 million
3. Misc. business, prof. & tech. services	\$4.5 million
4. Operational leasing	\$3.7 million
5. Trademark royalties	\$2.6 million

**2%** of FL-15 global goods exports went to China in 2023

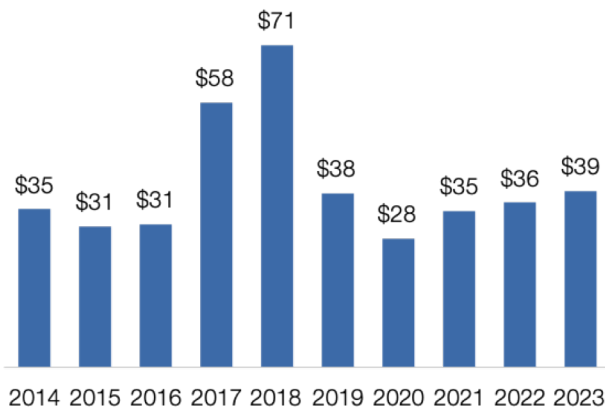
**7%** of FL-15 global services exports went to China in 2022



# Florida's 16<sup>th</sup> District Exports to China

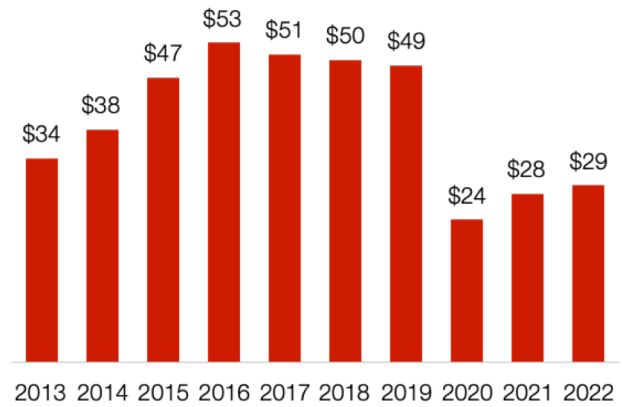
Florida's 16<sup>th</sup> District goods and services exports to China supported **360** American jobs in 2022.

## Goods (\$ million)



Growth (2022-2023): +7% ↑

## Services (\$ million)



Growth (2021-2022): +5% ↑

### Top Goods Export Markets, 2023

1. Canada	\$182 million
2. Brazil	\$129 million
3. Mexico	\$121 million
4. United Kingdom	\$88 million
16. China	\$39 million

### Top Services Export Markets, 2022

1. United Kingdom	\$93 million
2. Canada	\$86 million
3. Ireland	\$81 million
4. Mexico	\$59 million
10. China	\$29 million

### Top Goods Exports to China, 2023

1. Aerospace products & parts	\$6.3 million
2. Misc. fabricated metal products	\$4.7 million
3. Scrap products	\$4.3 million
4. Medical equipment & supplies	\$3.2 million
5. Electrical equipment	\$3.1 million

### Top Services Exports to China, 2022

1. Misc. personal & recreational	\$3.7 million
2. Misc. business, prof. & tech. services	\$3.4 million
3. Business mgmt. & consulting	\$3.2 million
4. Personal travel & tourism	\$2.6 million
5. Trademark royalties	\$1.9 million

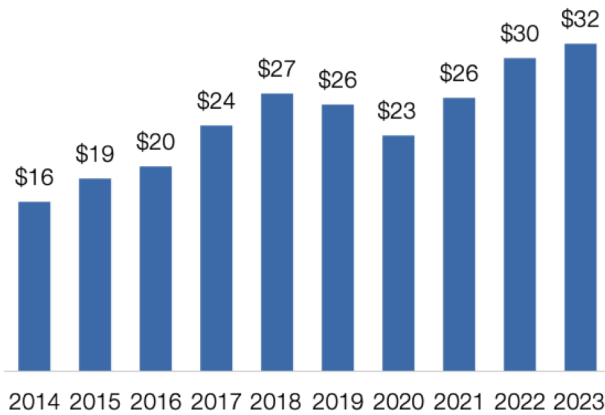
**2%** of FL-16 global goods exports went to China in 2023

**3%** of FL-16 global services exports went to China in 2022

# Florida's 17<sup>th</sup> District Exports to China

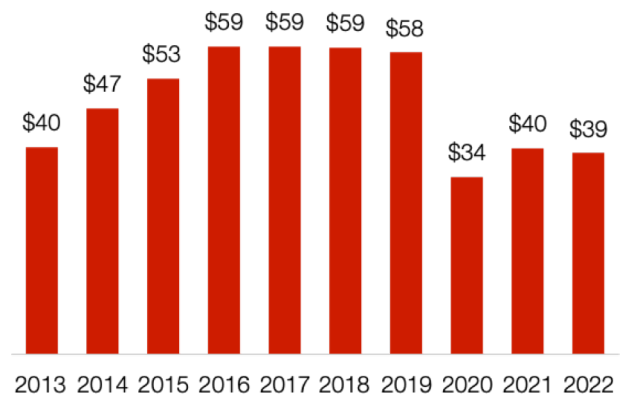
Florida's 17<sup>th</sup> District goods and services exports to China supported **440** American jobs in 2022.

## Goods (\$ million)



Growth (2022-2023): **+5%** ↑

## Services (\$ million)



Change (2021-2022): **-3%** ↓

### Top Goods Export Markets, 2023

1. Canada	\$90 million
2. Mexico	\$69 million
3. Brazil	\$44 million
4. Bahamas	\$43 million
11. China	\$32 million

### Top Services Export Markets, 2022

1. United Kingdom	\$83 million
2. Canada	\$81 million
3. Ireland	\$69 million
4. Mexico	\$65 million
8. China	\$39 million

### Top Goods Exports to China, 2023

1. Misc. fabricated metal products	\$7.7 million
2. Navigational & meas. instruments	\$3.6 million
3. Marine products	\$3.3 million
4. Scrap products	\$3.2 million
5. Medical equipment & supplies	\$3.1 million

### Top Services Exports to China, 2022

1. Misc. personal & recreational	\$8.1 million
2. Education	\$7.6 million
3. Misc. business, prof. & tech. services	\$3.9 million
4. Personal travel & tourism	\$3.1 million
5. Business mgmt. & consulting	\$2.8 million

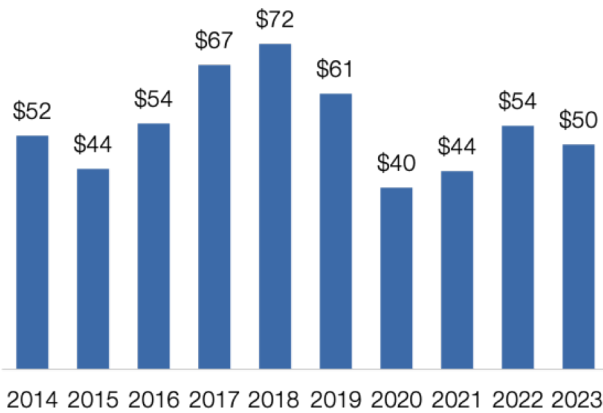
**3%** of FL-17 global goods exports went to China in 2023

**4%** of FL-17 global services exports went to China in 2022

# Florida's 18<sup>th</sup> District Exports to China

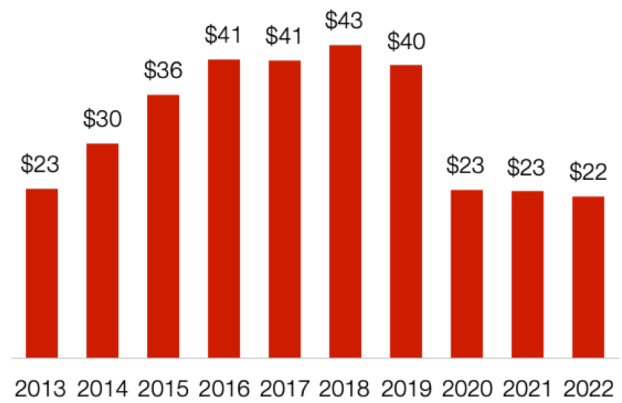
Florida's 18<sup>th</sup> District goods and services exports to China supported **360** American jobs in 2022.

## Goods (\$ million)



Change (2022-2023): **-8%** ↓

## Services (\$ million)



Change (2021-2022): **-3%** ↓

### Top Goods Export Markets, 2023

1. Canada	\$497 million
2. Brazil	\$327 million
3. Mexico	\$220 million
4. Colombia	\$116 million
11. China	\$50 million

### Top Services Export Markets, 2022

1. United Kingdom	\$55 million
2. Canada	\$51 million
3. Mexico	\$42 million
4. Ireland	\$26 million
8. China	\$22 million

### Top Goods Exports to China, 2023

1. Scrap products	\$7.3 million
2. Pulp & paperboard mill products	\$4.7 million
3. Marine products	\$4.1 million
4. Pesticides & fertilizers	\$3.4 million
5. Industrial machinery	\$3.3 million

### Top Services Exports to China, 2022

1. Education	\$3.9 million
2. Equip. installation & maintenance	\$2.7 million
3. Misc. business, prof. & tech. services	\$2.6 million
4. Misc. personal & recreational	\$2.0 million
5. Royalties from industrial processes	\$2.0 million

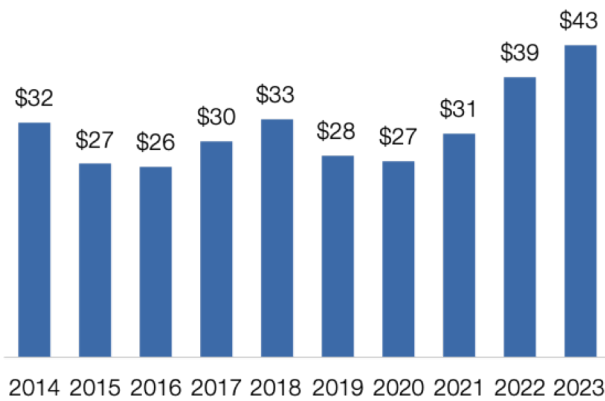
**2%** of FL-18 global goods exports went to China in 2023

**4%** of FL-18 global services exports went to China in 2022

# Florida's 19<sup>th</sup> District Exports to China

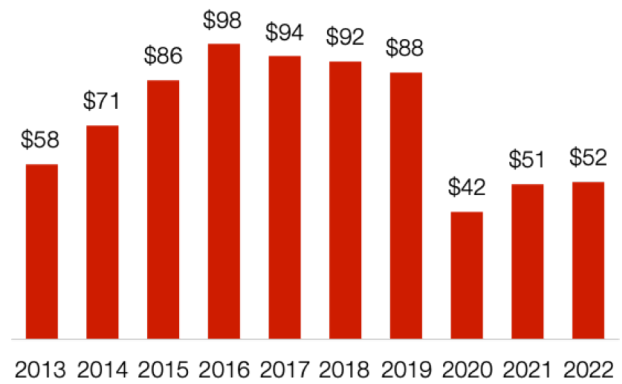
Florida's 19<sup>th</sup> District goods and services exports to China supported **630** American jobs in 2022.

## Goods (\$ million)



Growth (2022-2023): +11% ↑

## Services (\$ million)



Growth (2021-2022): +2% ↑

### Top Goods Export Markets, 2023

1. Canada	\$113 million
2. Mexico	\$59 million
3. Netherlands	\$46 million
4. China	\$43 million
5. Brazil	\$35 million

### Top Services Export Markets, 2022

1. Canada	\$126 million
2. United Kingdom	\$121 million
3. Ireland	\$114 million
4. Mexico	\$102 million
8. China	\$52 million

### Top Goods Exports to China, 2023

1. Marine products	\$19 million
2. Medical equipment & supplies	\$9.5 million
3. Scrap products	\$2.6 million
4. Misc. general purpose machinery	\$1.9 million
5. Electrical equipment & components	\$1.7 million

### Top Services Exports to China, 2022

1. Misc. personal & recreational	\$16 million
2. Personal travel & tourism	\$5.8 million
3. Business mgmt. & consulting	\$5.6 million
4. Operational leasing	\$4.7 million
5. Education	\$4.1 million

5% of FL-19 global goods exports went to China in 2023

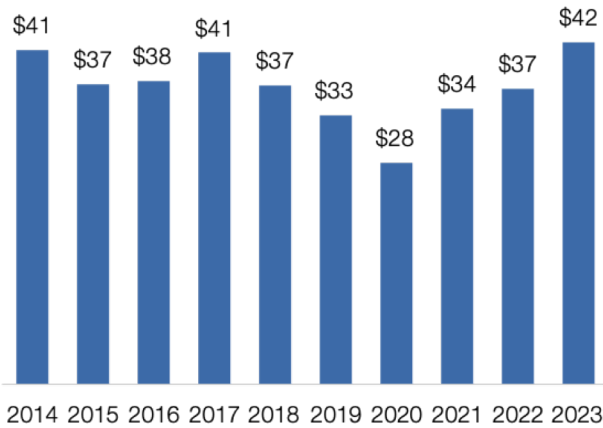
4% of FL-19 global services exports went to China in 2022



# Florida's 20<sup>th</sup> District Exports to China

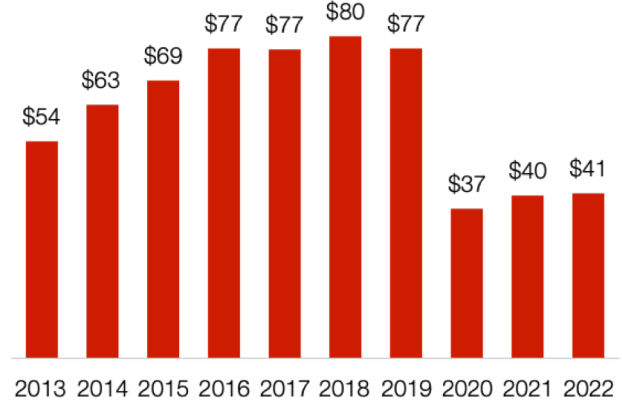
Florida's 20<sup>th</sup> District goods and services exports to China supported **380** American jobs in 2022.

## Goods (\$ million)



Growth (2022-2023): **+16%** ↑

## Services (\$ million)



Growth (2021-2022): **+1%** ↑

### Top Goods Export Markets, 2023

1. United Kingdom	\$175 million
2. Paraguay	\$136 million
3. Brazil	\$117 million
4. Mexico	\$105 million
14. China	\$42 million

### Top Services Export Markets, 2022

1. United Kingdom	\$154 million
2. Ireland	\$127 million
3. Canada	\$126 million
4. Mexico	\$90 million
13. China	\$41 million

### Top Goods Exports to China, 2023

1. Scrap products	\$13 million
2. Aerospace products & parts	\$7.3 million
3. Medical equipment & supplies	\$4.7 million
4. Misc. fabricated metal products	\$3.3 million
5. Communications equipment	\$2.4 million

### Top Services Exports to China, 2022

1. Business mgmt. & consulting	\$4.3 million
2. Royalties from industrial processes	\$4.2 million
3. Misc. business, prof. & tech. services	\$3.9 million
4. Legal services	\$3.6 million
5. Equip. installation & maintenance	\$2.9 million

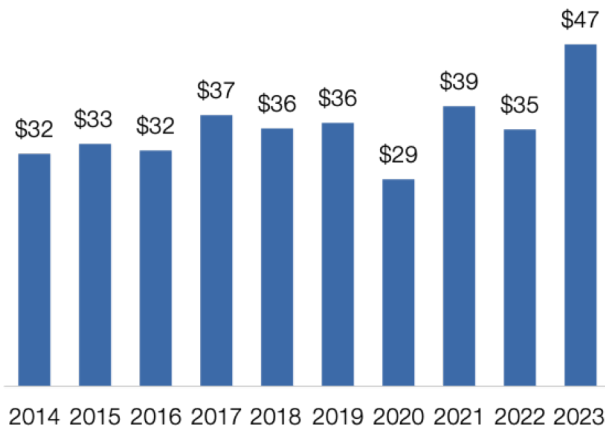
**2%** of FL-20 global goods exports went to China in 2023

**3%** of FL-20 global services exports went to China in 2022

# Florida's 21<sup>st</sup> District Exports to China

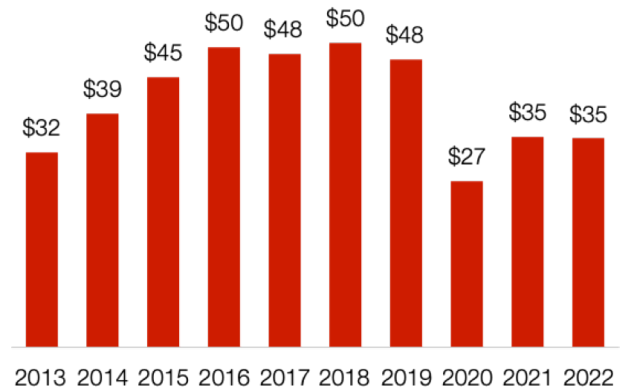
Florida's 21<sup>st</sup> District goods and services exports to China supported **430** American jobs in 2022.

## Goods (\$ million)



Growth (2022-2023): **+33%** ↑

## Services (\$ million)



Change (2021-2022): **-1%** ↓

### Top Goods Export Markets, 2023

1. Brazil	\$154 million
2. Canada	\$152 million
3. Mexico	\$152 million
4. United Kingdom	\$101 million
14. China	\$47 million

### Top Goods Exports to China, 2023

1. Aerospace products & parts	\$19 million
2. Scrap products	\$5.7 million
3. Navigational & meas. instruments	\$2.7 million
4. Medical equipment & supplies	\$2.4 million
5. Resins & synthetic fibers	\$1.8 million

**2%** of FL-21 global goods exports went to China in 2023

### Top Services Export Markets, 2022

1. United Kingdom	\$99 million
2. Canada	\$89 million
3. Ireland	\$81 million
4. U.K. Caribbean	\$70 million
9. China	\$35 million

### Top Services Exports to China, 2022

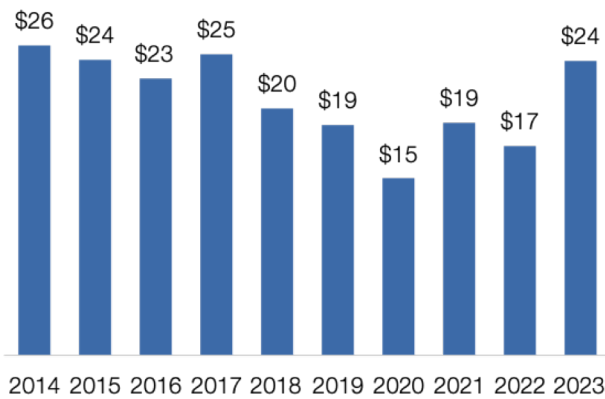
1. Misc. personal & recreational	\$8.4 million
2. Misc. business, prof. & tech. services	\$3.9 million
3. Business mgmt. & consulting	\$3.4 million
4. Personal travel & tourism	\$3.1 million
5. Equip. installation & maintenance	\$2.3 million

**3%** of FL-21 global services exports went to China in 2022

# Florida's 22<sup>nd</sup> District Exports to China

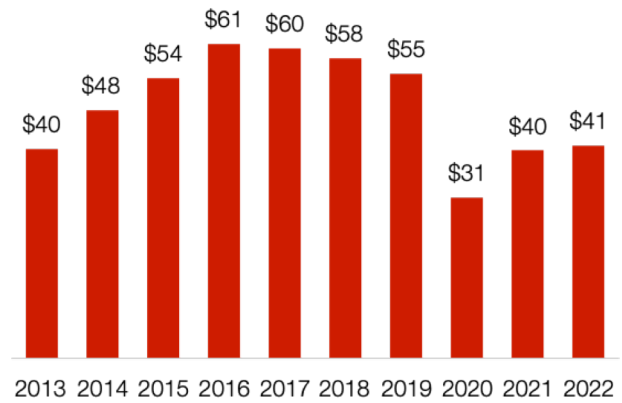
Florida's 22<sup>nd</sup> District goods and services exports to China supported **390** American jobs in 2022.

## Goods (\$ million)



Growth (2022-2023): +40% ↑

## Services (\$ million)



Growth (2021-2022): +3% ↑

### Top Goods Export Markets, 2023

1. Brazil	\$99 million
2. United Kingdom	\$71 million
3. Mexico	\$68 million
4. Canada	\$65 million
17. China	\$24 million

### Top Services Export Markets, 2022

1. United Kingdom	\$124 million
2. Ireland	\$122 million
3. U.K. Caribbean	\$118 million
4. Canada	\$111 million
11. China	\$41 million

### Top Goods Exports to China, 2023

1. Aerospace products & parts	\$11 million
2. Scrap products	\$4.5 million
3. Medical equipment & supplies	\$2.1 million
4. Communications equipment	\$831,000
5. Computer equipment	\$814,000

### Top Services Exports to China, 2022

1. Misc. personal & recreational	\$8.8 million
2. Business mgmt. & consulting	\$5.4 million
3. Misc. business, prof. & tech. services	\$4.1 million
4. Personal travel & tourism	\$3.5 million
5. Legal services	\$2.7 million

**2%** of FL-22 global goods exports went to China in 2023

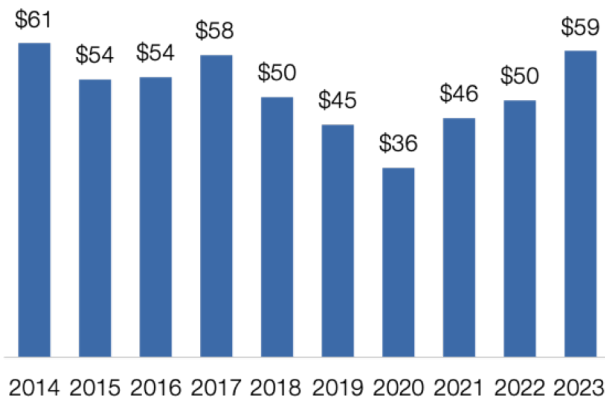
**3%** of FL-22 global services exports went to China in 2022



# Florida's 23<sup>rd</sup> District Exports to China

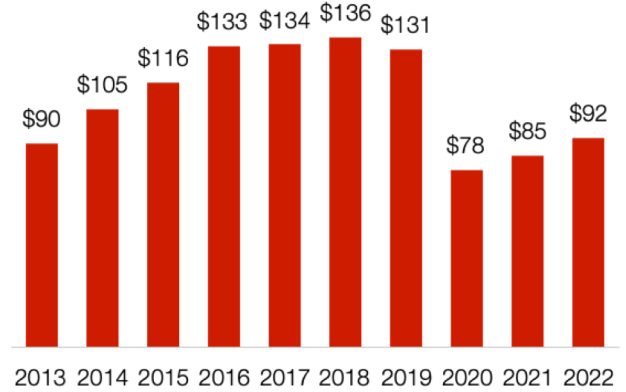
Florida's 23<sup>rd</sup> District goods and services exports to China supported **750** American jobs in 2022.

## Goods (\$ million)



Growth (2022-2023): **+19%** ↑

## Services (\$ million)



Growth (2021-2022): **+9%** ↑

### Top Goods Export Markets, 2023

1. United Kingdom	\$209 million
2. Brazil	\$165 million
3. Paraguay	\$162 million
4. Mexico	\$146 million
13. China	\$59 million

### Top Services Export Markets, 2022

1. United Kingdom	\$239 million
2. Ireland	\$238 million
3. Canada	\$200 million
4. Switzerland	\$155 million
9. China	\$92 million

### Top Goods Exports to China, 2023

1. Scrap products	\$19 million
2. Aerospace products & parts	\$13 million
3. Medical equipment & supplies	\$7.3 million
4. Communications equipment	\$2.6 million
5. Misc. general purpose machinery	\$2.4 million

### Top Services Exports to China, 2022

1. Education	\$27 million
2. Business mgmt. & consulting	\$9.5 million
3. Misc. business, prof. & tech. services	\$6.7 million
4. Legal services	\$6.0 million
5. Royalties from industrial processes	\$4.3 million

**2%** of FL-23 global goods exports went to China in 2023

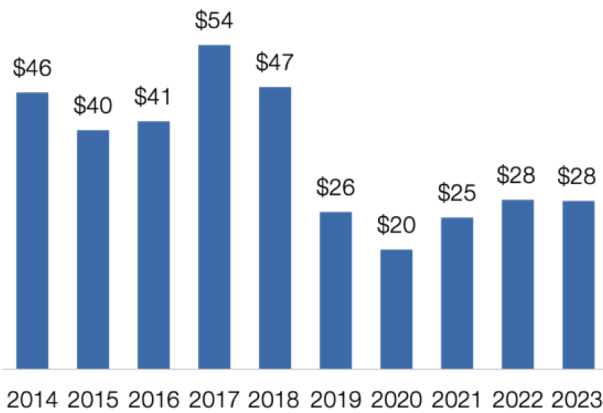
**4%** of FL-23 global services exports went to China in 2022



# Florida's 24<sup>th</sup> District Exports to China

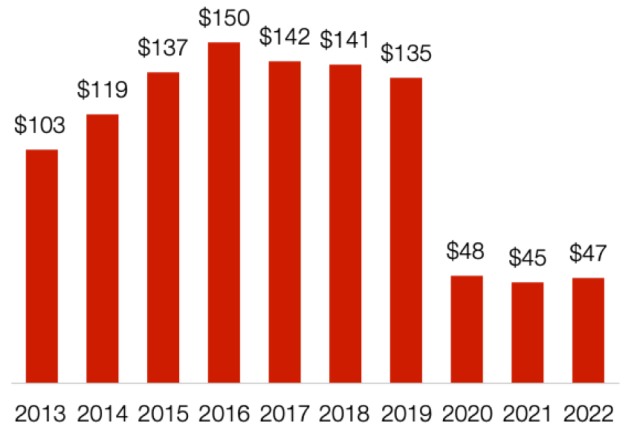
Florida's 24<sup>th</sup> District goods and services exports to China supported **340** American jobs in 2022.

## Goods (\$ million)



Change (2022-2023): 0%

## Services (\$ million)



Growth (2021-2022): +4%

### Top Goods Export Markets, 2023

1. United Kingdom	\$106 million
2. Mexico	\$96 million
3. Canada	\$86 million
4. Brazil	\$50 million
15. China	\$28 million

### Top Services Export Markets, 2022

1. United Kingdom	\$220 million
2. Canada	\$183 million
3. Ireland	\$178 million
4. Mexico	\$140 million
16. China	\$47 million

### Top Goods Exports to China, 2023

1. Scrap products	\$15 million
2. Misc. fabricated metal products	\$1.3 million
3. Pharmaceuticals & medicines	\$1.2 million
4. Industrial machinery	\$912,000
5. Soaps, cleaning agents & toiletries	\$811,000

### Top Services Exports to China, 2022

1. Business mgmt. & consulting	\$7.5 million
2. Personal travel & tourism	\$5.2 million
3. Legal services	\$5.0 million
4. Trademark royalties	\$3.6 million
5. Royalties from industrial processes	\$3.6 million

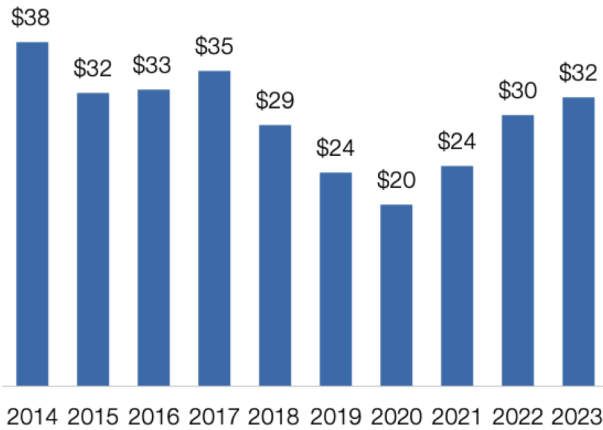
**2%** of FL-24 global goods exports went to China in 2023

**2%** of FL-24 global services exports went to China in 2022

# Florida's 25<sup>th</sup> District Exports to China

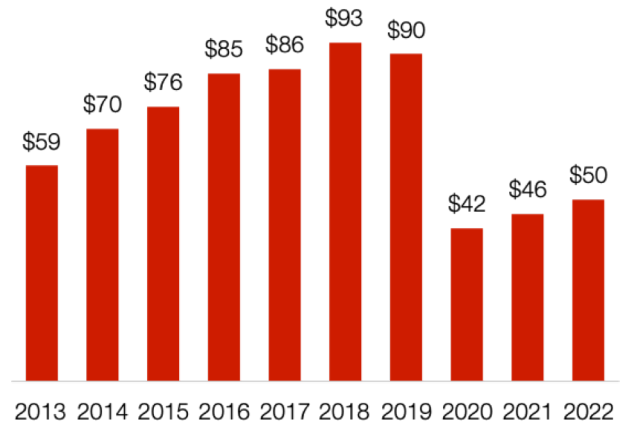
Florida's 25<sup>th</sup> District goods and services exports to China supported **430** American jobs in 2022.

## Goods (\$ million)



Growth (2022-2023): +6% ↑

## Services (\$ million)



Growth (2021-2022): +9% ↑

### Top Goods Export Markets, 2023

1. United Kingdom	\$134 million
2. Paraguay	\$79 million
3. Mexico	\$76 million
4. Canada	\$64 million
10. China	\$32 million

### Top Services Export Markets, 2022

1. Switzerland	\$155 million
2. United Kingdom	\$147 million
3. Brazil	\$144 million
4. Ireland	\$138 million
12. China	\$50 million

### Top Goods Exports to China, 2023

1. Scrap products	\$15 million
2. Medical equipment & supplies	\$4.0 million
3. Misc. fabricated metal products	\$2.5 million
4. Pharmaceuticals & medicines	\$1.7 million
5. Audio & video equipment	\$1.7 million

### Top Services Exports to China, 2022

1. Education	\$12 million
2. Business mgmt. & consulting	\$5.5 million
3. Misc. business, prof. & tech. services	\$4.4 million
4. Royalties from industrial processes	\$3.0 million
5. Legal services	\$2.9 million

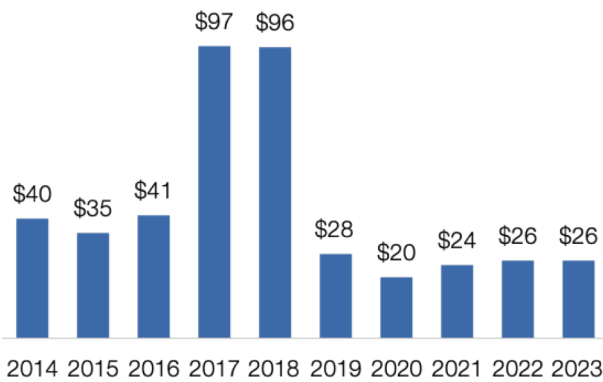
**2%** of FL-25 global goods exports went to China in 2023

**3%** of FL-25 global services exports went to China in 2022

# Florida's 26<sup>th</sup> District Exports to China

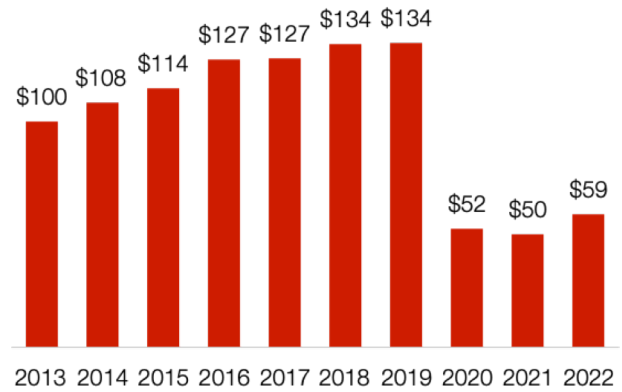
Florida's 26<sup>th</sup> District goods and services exports to China supported **380** American jobs in 2022.

## Goods (\$ million)



Change (2022-2023): 0%

## Services (\$ million)



Growth (2021-2022): +18%

### Top Goods Export Markets, 2023

1. United Kingdom	\$100 million
2. Mexico	\$95 million
3. Canada	\$84 million
4. Dominican Republic	\$53 million
16. China	\$26 million

### Top Goods Exports to China, 2023

1. Scrap products	\$11 million
2. Aerospace products & parts	\$1.5 million
3. Industrial machinery	\$1.4 million
4. Pharmaceuticals & medicines	\$1.1 million
5. Soaps, cleaning agents & toiletries	\$870,000

**2%** of FL-26 global goods exports went to China in 2023

### Top Services Export Markets, 2022

1. Brazil	\$1.3 billion
2. Colombia	\$789 million
3. Chile	\$687 million
4. Panama	\$375 million
21. China	\$59 million

### Top Services Exports to China, 2022

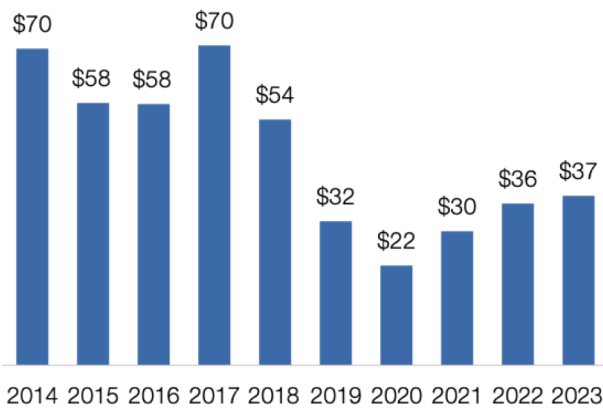
1. Air freight & port services	\$25 million
2. Royalties from industrial processes	\$5.0 million
3. Education	\$4.8 million
4. Business mgmt. & consulting	\$4.0 million
5. Equip. installation & maintenance	\$2.5 million

**1%** of FL-26 global services exports went to China in 2022

# Florida's 27<sup>th</sup> District Exports to China

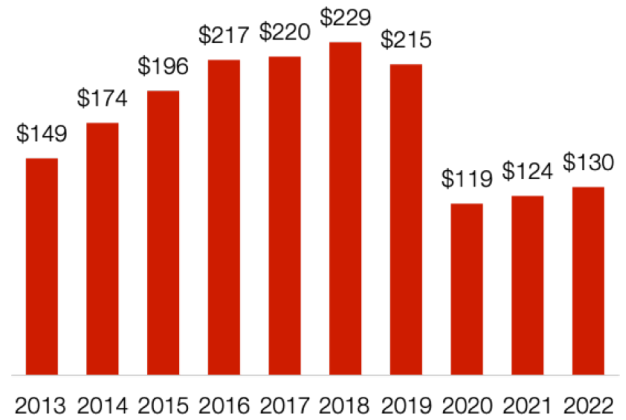
Florida's 27<sup>th</sup> District goods and services exports to China supported **1,030** American jobs in 2022.

## Goods (\$ million)



Growth (2022-2023): +5% ↑

## Services (\$ million)



Growth (2021-2022): +5% ↑

### Top Goods Export Markets, 2023

1. Canada	\$93 million
2. United Kingdom	\$92 million
3. Mexico	\$80 million
4. Brazil	\$41 million
5. China	\$37 million

### Top Goods Exports to China, 2023

1. Scrap products	\$26 million
2. Aerospace products & parts	\$1.4 million
3. Pharmaceuticals & medicines	\$1.1 million
4. Basic chemicals	\$994,000
5. Fruits & tree nuts	\$821,000

**3%** of FL-27 global goods exports went to China in 2023

### Top Services Export Markets, 2022

1. United Kingdom	\$256 million
2. Ireland	\$205 million
3. Canada	\$200 million
4. Switzerland	\$168 million
7. China	\$130 million

### Top Services Exports to China, 2022

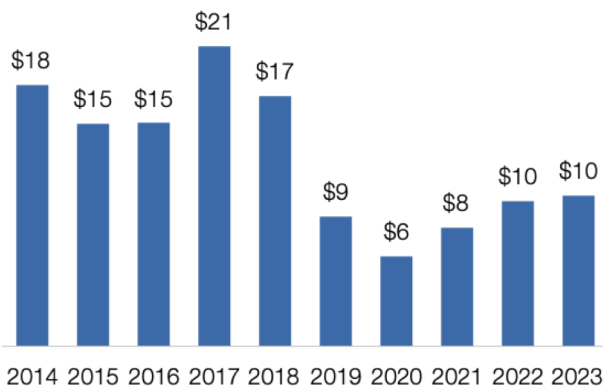
1. Education	\$62 million
2. Ocean freight & port services	\$15 million
3. Legal services	\$8.8 million
4. Business mgmt. & consulting	\$8.7 million
5. Personal travel & tourism	\$4.0 million

**5%** of FL-27 global services exports went to China in 2022

# Florida's 28<sup>th</sup> District Exports to China

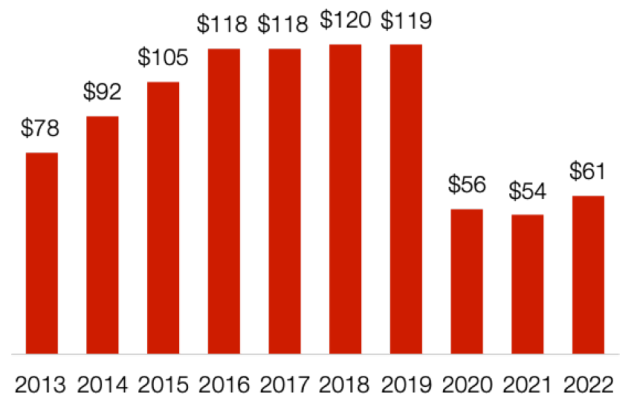
Florida's 28<sup>th</sup> District goods and services exports to China supported **550** American jobs in 2022.

## Goods (\$ million)



Growth (2022-2023): +4% ↑

## Services (\$ million)



Growth (2021-2022): +14% ↑

### Top Goods Export Markets, 2023

1. Canada	\$34 million
2. United Kingdom	\$27 million
3. Mexico	\$25 million
4. Bahamas	\$14 million
8. China	\$10 million

### Top Services Export Markets, 2022

1. United Kingdom	\$98 million
2. Canada	\$87 million
3. Ireland	\$80 million
4. Mexico	\$76 million
5. China	\$61 million

### Top Goods Exports to China, 2023

1. Scrap products	\$6.4 million
2. Aerospace products & parts	\$476,000
3. Industrial machinery	\$383,000
4. Pharmaceuticals & medicines	\$311,000
5. Computer equipment	\$269,000

### Top Services Exports to China, 2022

1. Education	\$40 million
2. Business mgmt. & consulting	\$3.5 million
3. Personal travel & tourism	\$2.9 million
4. Royalties from industrial processes	\$2.0 million
5. Equip. installation & maintenance	\$1.4 million

**3%** of FL-28 global goods exports went to China in 2023

**5%** of FL-28 global services exports went to China in 2022