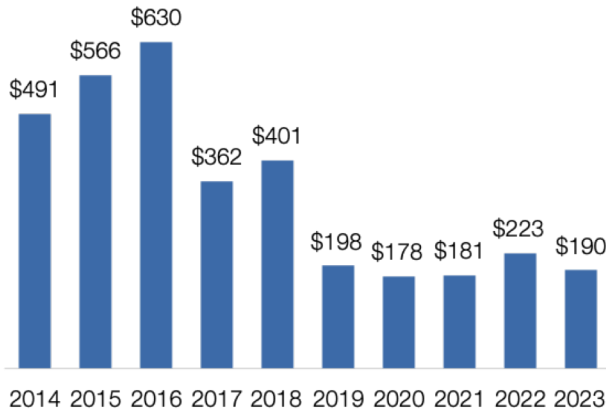


# Idaho's Exports to China

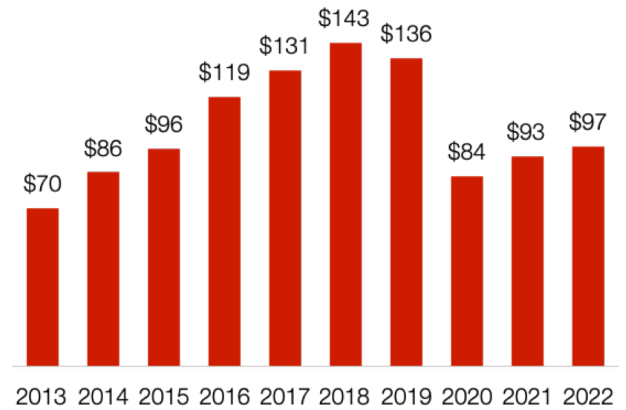
Idaho's goods and services exports to China supported **1,790** American jobs in 2022.

## Goods (\$ million)



Change (2022-2023): **-15%** ↓

## Services (\$ million)



Growth (2021-2022): **+5%** ↑

### Top Goods Export Markets, 2023

1. Canada	\$1.5 billion
2. Taiwan	\$442 million
3. Mexico	\$297 million
4. Japan	\$219 million
6. China	\$190 million

### Top Services Export Markets, 2022

1. Canada	\$215 million
2. Ireland	\$184 million
3. United Kingdom	\$170 million
4. Switzerland	\$158 million
6. China	\$97 million

### Top Goods Exports to China, 2023

1. Dairy products	\$46 million
2. Misc. crops	\$34 million
3. Oilseeds & grains	\$23 million
4. Meat products	\$11 million
5. Navigational & meas. instruments	\$9.9 million

### Top Services Exports to China, 2022

1. Education	\$22 million
2. Royalties from industrial processes	\$22 million
3. Misc. personal & recreational	\$9.2 million
4. Misc. business, prof. & tech. services	\$6.2 million
5. Personal travel & tourism	\$5.7 million

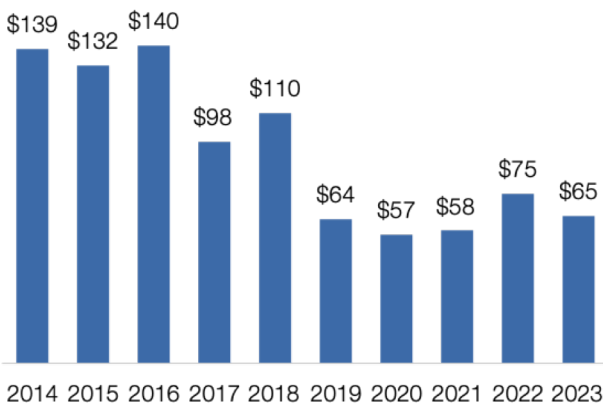
**5%** of Idaho's global goods exports went to China in 2023

**5%** of Idaho's global services exports went to China in 2022

# Idaho's 1<sup>st</sup> District Exports to China

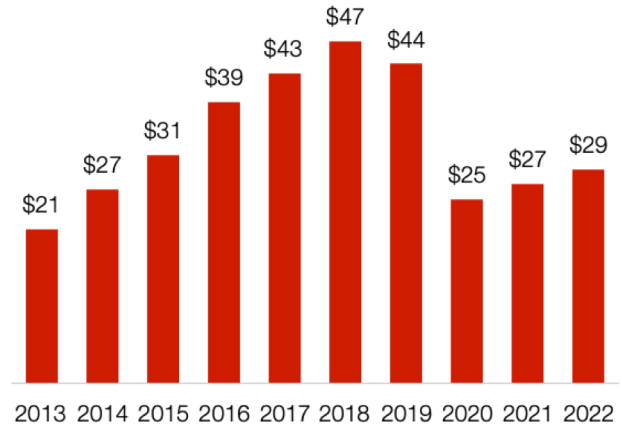
Idaho's 1<sup>st</sup> District goods and services exports to China supported **630** American jobs in 2022.

## Goods (\$ million)



Change (2022-2023): **-13%** ↓

## Services (\$ million)



Growth (2021-2022): **+7%** ↑

### Top Goods Export Markets, 2023

1. Canada	\$732 million
2. Taiwan	\$122 million
3. Japan	\$93 million
4. Mexico	\$77 million
5. China	\$65 million

### Top Goods Exports to China, 2023

1. Misc. crops	\$14 million
2. Dairy products	\$12 million
3. Oilseeds & grains	\$7.6 million
4. Meat products	\$5.3 million
5. Nonferrous metal products	\$3.1 million

**4%** of ID-1 global goods exports went to China in 2023

### Top Services Export Markets, 2022

1. Canada	\$105 million
2. United Kingdom	\$54 million
3. Mexico	\$45 million
4. Ireland	\$35 million
6. China	\$29 million

### Top Services Exports to China, 2022

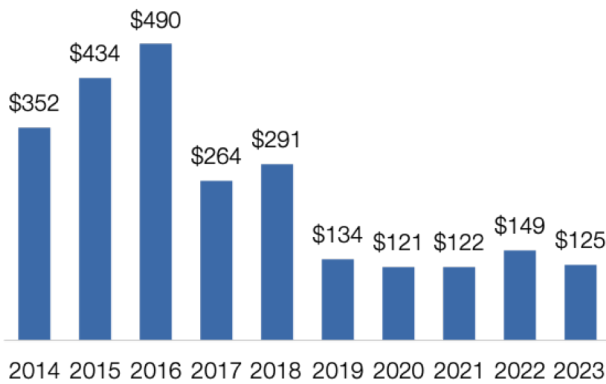
1. Education	\$7.5 million
2. Misc. personal & recreational	\$4.7 million
3. Royalties from industrial processes	\$3.3 million
4. Personal travel & tourism	\$2.3 million
5. Equip. installation & maintenance	\$1.9 million

**5%** of ID-1 global services exports went to China in 2022

# Idaho's 2<sup>nd</sup> District Exports to China

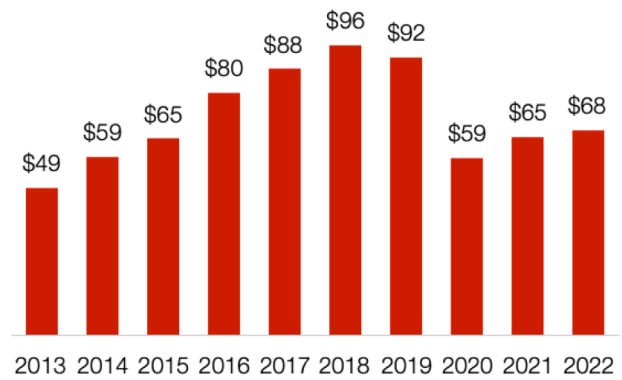
Idaho's 2<sup>nd</sup> District goods and services exports to China supported **1,160** American jobs in 2022.

## Goods (\$ million)



Change (2022-2023): **-16%** ↓

## Services (\$ million)



Growth (2021-2022): **+3%** ↑

### Top Goods Export Markets, 2023

1. Canada	\$755 million
2. Taiwan	\$319 million
3. Mexico	\$219 million
4. Malaysia	\$138 million
6. China	\$125 million

### Top Services Export Markets, 2022

1. Ireland	\$149 million
2. Switzerland	\$128 million
3. United Kingdom	\$116 million
4. Canada	\$110 million
6. China	\$68 million

### Top Goods Exports to China, 2023

1. Dairy products	\$34 million
2. Misc. crops	\$20 million
3. Oilseeds & grains	\$16 million
4. Navigational & meas. instruments	\$8.0 million
5. Semiconductors & components	\$5.8 million

### Top Services Exports to China, 2022

1. Royalties from industrial processes	\$19 million
2. Education	\$15 million
3. Misc. personal & recreational	\$4.5 million
4. Misc. business, prof. & tech. services	\$4.5 million
5. Personal travel & tourism	\$3.3 million

**5% of ID-2 global goods exports went to China in 2023**

**5% of ID-2 global services exports went to China in 2022**