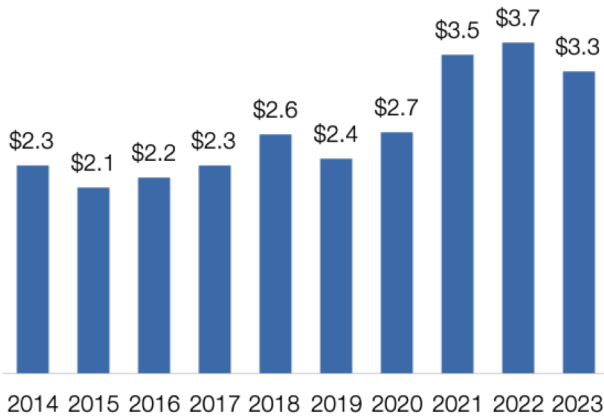


Massachusetts' Exports to China

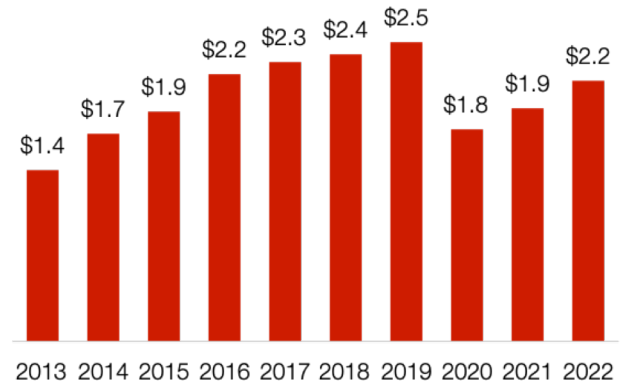
Massachusetts' goods and services exports to China supported **30,740** American jobs in 2022.

Goods (\$ billion)



Change (2022-2023): **-9%** ↓

Services (\$ billion)



Growth (2021-2022): **+12%** ↑

Top Goods Export Markets, 2023

1. Belgium	\$4.9 billion
2. China	\$3.3 billion
3. Canada	\$3.2 billion
4. Mexico	\$2.7 billion
5. Germany	\$2.3 billion

Top Services Export Markets, 2022

1. Ireland	\$4.9 billion
2. U.K. Caribbean	\$4.6 billion
3. United Kingdom	\$2.9 billion
4. Switzerland	\$2.7 billion
6. China	\$2.2 billion

Top Goods Exports to China, 2023

1. Industrial machinery	\$1.1 billion
2. Navigational & meas. instruments	\$438 million
3. Misc. general purpose machinery	\$202 million
4. Pharmaceuticals & medicines	\$199 million
5. Medical equipment & supplies	\$191 million

Top Services Exports to China, 2022

1. Education	\$1.2 billion
2. Royalties from industrial processes	\$190 million
3. Software distribution royalties	\$189 million
4. Computer software services	\$81 million
5. Business mgmt. & consulting	\$79 million

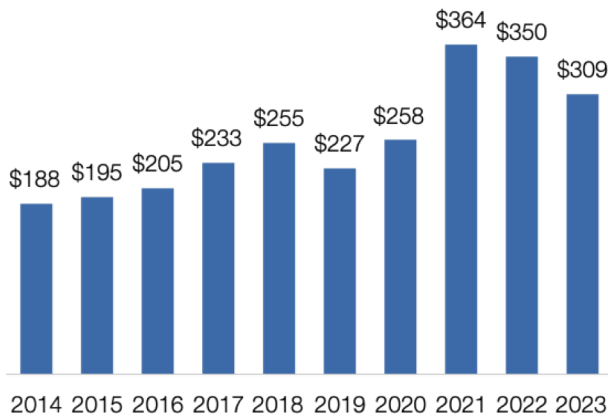
10% of Massachusetts' global goods exports went to China in 2023

5% of Massachusetts' global services exports went to China in 2022

Massachusetts' 1st District Exports to China

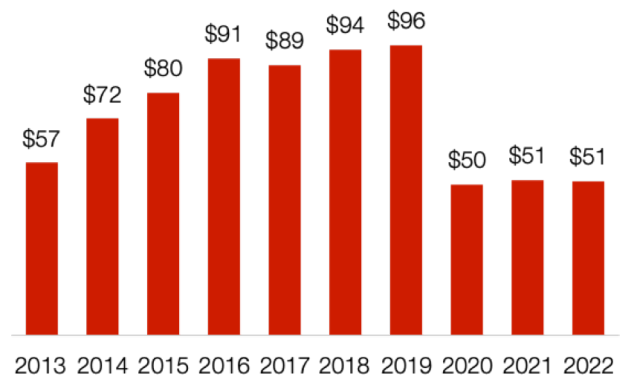
Massachusetts' 1st District goods and services exports to China supported **1,820** American jobs in 2022.

Goods (\$ million)



Change (2022-2023): **-12%** ↓

Services (\$ million)



Change (2021-2022): **-1%** ↓

Top Goods Export Markets, 2023

1. Canada	\$413 million
2. China	\$309 million
3. Mexico	\$300 million
4. Belgium	\$255 million
5. Germany	\$173 million

Top Goods Exports to China, 2023

1. Industrial machinery	\$64 million
2. Plastics products	\$36 million
3. Misc. general purpose machinery	\$26 million
4. Pulp & paperboard mill products	\$21 million
5. Nonferrous metal products	\$21 million

10% of MA-1 global goods exports went to China in 2023

Top Services Export Markets, 2022

1. United Kingdom	\$92 million
2. Canada	\$80 million
3. Mexico	\$63 million
4. China	\$51 million
5. Ireland	\$49 million

Top Services Exports to China, 2022

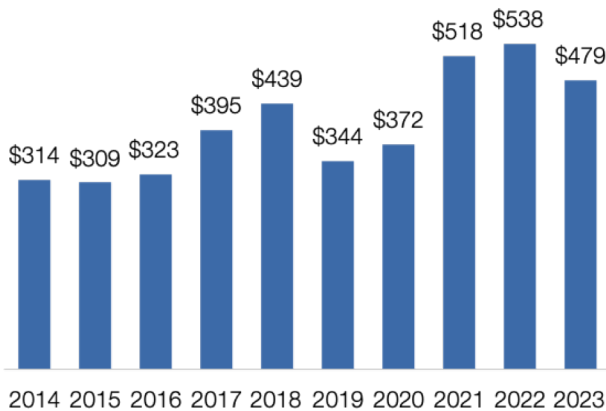
1. Education	\$20 million
2. Misc. personal & recreational	\$6.5 million
3. Royalties from industrial processes	\$4.0 million
4. Personal travel & tourism	\$3.0 million
5. Misc. business, prof. & tech. services	\$2.9 million

6% of MA-1 global services exports went to China in 2022

Massachusetts' 2nd District Exports to China

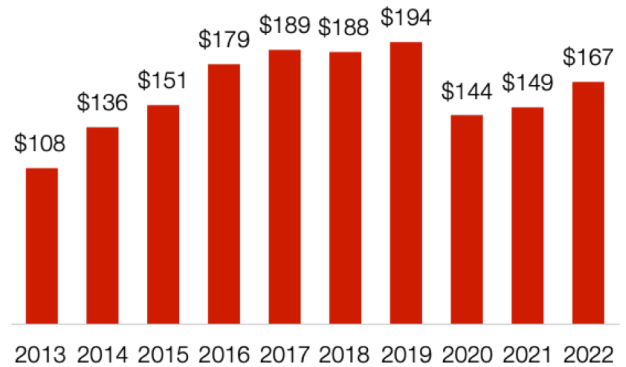
Massachusetts' 2nd District goods and services exports to China supported **3,460** American jobs in 2022.

Goods (\$ million)



Change (2022-2023): **-11%** ↓

Services (\$ million)



Growth (2021-2022): **+12%** ↑

Top Goods Export Markets, 2023

1. Belgium	\$520 million
2. Mexico	\$494 million
3. Canada	\$485 million
4. China	\$479 million
5. Germany	\$306 million

Top Goods Exports to China, 2023

1. Industrial machinery	\$86 million
2. Plastics products	\$63 million
3. Navigational & meas. instruments	\$50 million
4. Misc. general purpose machinery	\$39 million
5. Electrical equipment & components	\$34 million

10% of MA-2 global goods exports went to China in 2023

Top Services Export Markets, 2022

1. Ireland	\$220 million
2. Switzerland	\$174 million
3. China	\$167 million
4. United Kingdom	\$123 million
5. Singapore	\$106 million

Top Services Exports to China, 2022

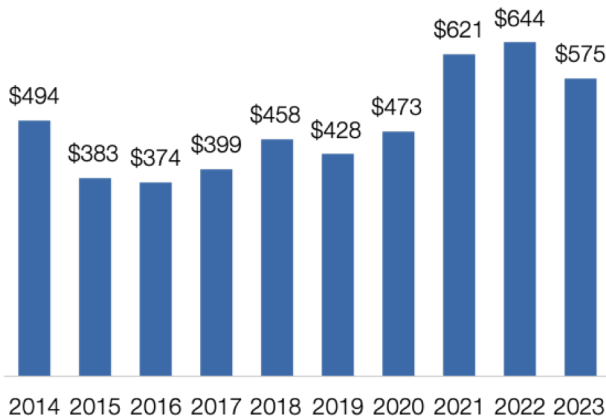
1. Education	\$113 million
2. Royalties from industrial processes	\$23 million
3. Misc. personal & recreational	\$5.4 million
4. Misc. business, prof. & tech. services	\$3.1 million
5. Trademark royalties	\$2.7 million

9% of MA-2 global services exports went to China in 2022

Massachusetts' 3rd District Exports to China

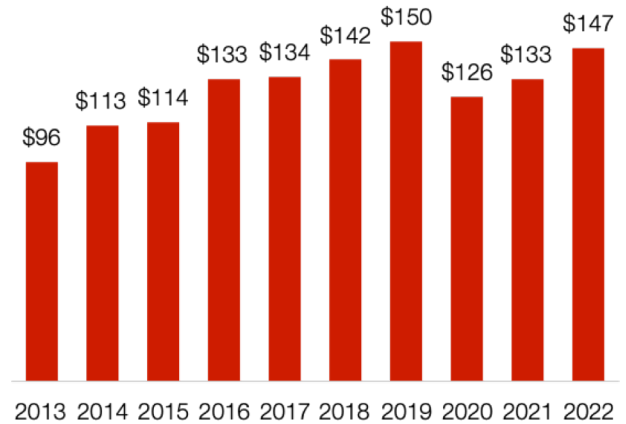
Massachusetts' 3rd District goods and services exports to China supported **3,270** American jobs in 2022.

Goods (\$ million)



Change (2022-2023): **-11%** ↓

Services (\$ million)



Growth (2021-2022): **+10%** ↑

Top Goods Export Markets, 2023

1. Belgium	\$1.1 billion
2. Canada	\$576 million
3. China	\$575 million
4. Mexico	\$497 million
5. Germany	\$463 million

Top Goods Exports to China, 2023

1. Industrial machinery	\$177 million
2. Navigational & meas. instruments	\$127 million
3. Pharmaceuticals & medicines	\$44 million
4. Misc. general purpose machinery	\$36 million
5. Medical equipment & supplies	\$33 million

9% of MA-3 global goods exports went to China in 2023

Top Services Export Markets, 2022

1. Ireland	\$686 million
2. Switzerland	\$412 million
3. Singapore	\$270 million
4. United Kingdom	\$206 million
9. China	\$147 million

Top Services Exports to China, 2022

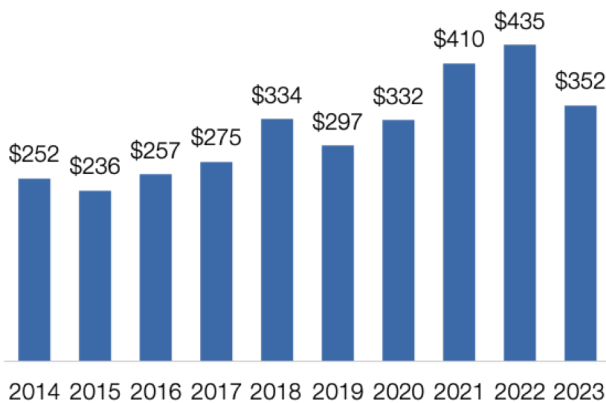
1. Royalties from industrial processes	\$45 million
2. Software distribution royalties	\$29 million
3. Education	\$21 million
4. Computer software services	\$9.7 million
5. Business mgmt. & consulting	\$8.7 million

4% of MA-3 global services exports went to China in 2022

Massachusetts' 4th District Exports to China

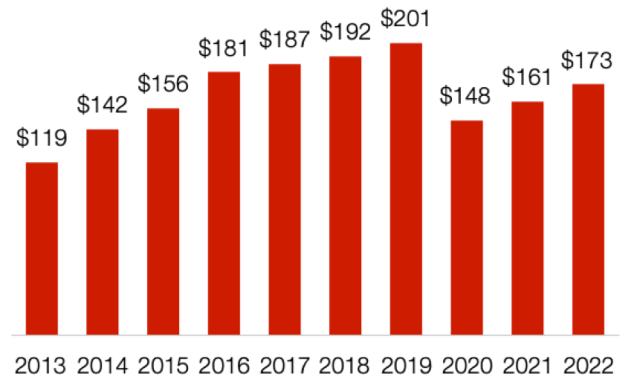
Massachusetts' 4th District goods and services exports to China supported **2,850** American jobs in 2022.

Goods (\$ million)



Change (2022-2023): **-19%** ↓

Services (\$ million)



Growth (2021-2022): **+7%** ↑

Top Goods Export Markets, 2023

1. Belgium	\$526 million
2. Mexico	\$428 million
3. Canada	\$393 million
4. China	\$352 million
5. Netherlands	\$307 million

Top Goods Exports to China, 2023

1. Industrial machinery	\$74 million
2. Medical equipment & supplies	\$43 million
3. Nonferrous metal products	\$35 million
4. Navigational & meas. instruments	\$29 million
5. Misc. general purpose machinery	\$22 million

8% of MA-4 global goods exports went to China in 2023

Top Services Export Markets, 2022

1. Ireland	\$480 million
2. Switzerland	\$245 million
3. United Kingdom	\$227 million
4. Canada	\$206 million
6. China	\$173 million

Top Services Exports to China, 2022

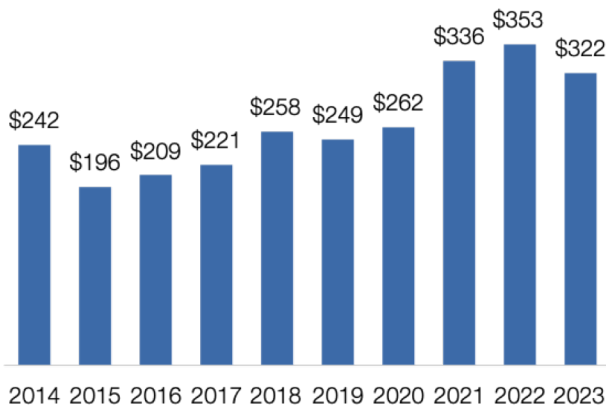
1. Education	\$71 million
2. Software distribution royalties	\$28 million
3. Royalties from industrial processes	\$20 million
4. Business mgmt. & consulting	\$7.7 million
5. Computer software services	\$6.8 million

5% of MA-4 global services exports went to China in 2022

Massachusetts' 5th District Exports to China

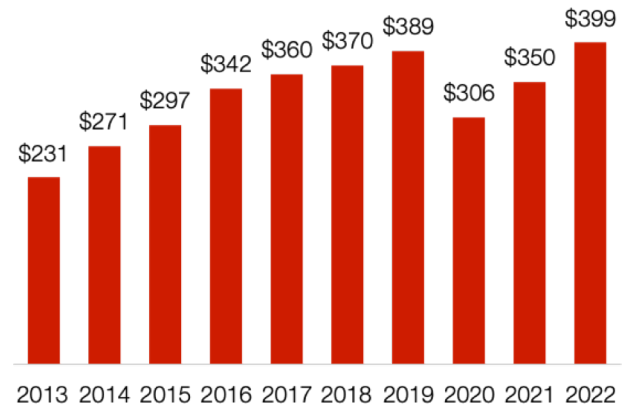
Massachusetts' 5th District goods and services exports to China supported **4,410** American jobs in 2022.

Goods (\$ million)



Change (2022-2023): **-9%** ↓

Services (\$ million)



Growth (2021-2022): **+14%** ↑

Top Goods Export Markets, 2023

1. Belgium	\$546 million
2. China	\$322 million
3. Canada	\$268 million
4. Germany	\$238 million
5. Netherlands	\$230 million

Top Goods Exports to China, 2023

1. Industrial machinery	\$107 million
2. Navigational & meas. instruments	\$81 million
3. Misc. general purpose machinery	\$28 million
4. Medical equipment & supplies	\$23 million
5. Pharmaceuticals & medicines	\$23 million

9% of MA-5 global goods exports went to China in 2023

Top Services Export Markets, 2022

1. Ireland	\$1.2 billion
2. Switzerland	\$594 million
3. Singapore	\$468 million
4. United Kingdom	\$413 million
5. China	\$399 million

Top Services Exports to China, 2022

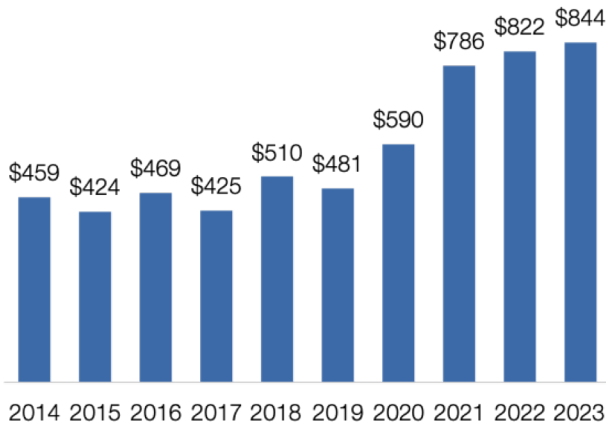
1. Education	\$218 million
2. Software distribution royalties	\$59 million
3. Royalties from industrial processes	\$28 million
4. Computer software services	\$21 million
5. Business mgmt. & consulting	\$20 million

6% of MA-5 global services exports went to China in 2022

Massachusetts' 6th District Exports to China

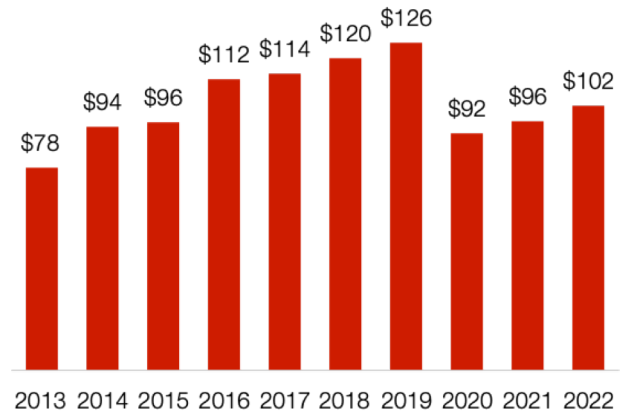
Massachusetts' 6th District goods and services exports to China supported **3,770** American jobs in 2022.

Goods (\$ million)



Growth (2022-2023): +3% ↑

Services (\$ million)



Growth (2021-2022): +6% ↑

Top Goods Export Markets, 2023

1. China	\$844 million
2. Belgium	\$648 million
3. Canada	\$524 million
4. Germany	\$442 million
5. Korea	\$380 million

Top Goods Exports to China, 2023

1. Industrial machinery	\$500 million
2. Navigational & meas. instruments	\$122 million
3. Basic chemicals	\$34 million
4. Medical equipment & supplies	\$29 million
5. Pharmaceuticals & medicines	\$26 million

14% of MA-6 global goods exports went to China in 2023

Top Services Export Markets, 2022

1. Ireland	\$447 million
2. Switzerland	\$295 million
3. Singapore	\$196 million
4. United Kingdom	\$168 million
9. China	\$102 million

Top Services Exports to China, 2022

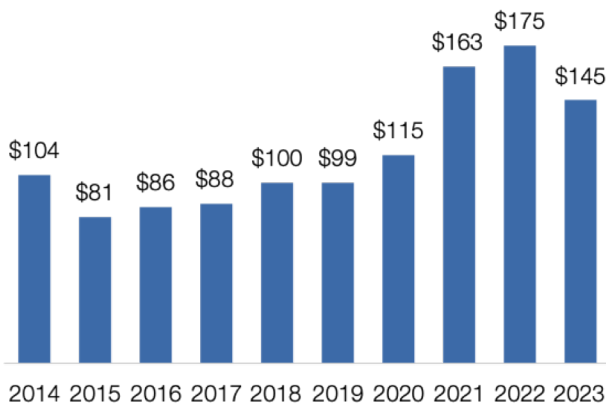
1. Royalties from industrial processes	\$36 million
2. Software distribution royalties	\$13 million
3. Education	\$8.4 million
4. Misc. personal & recreational	\$7.7 million
5. Computer software services	\$4.4 million

4% of MA-6 global services exports went to China in 2022

Massachusetts' 7th District Exports to China

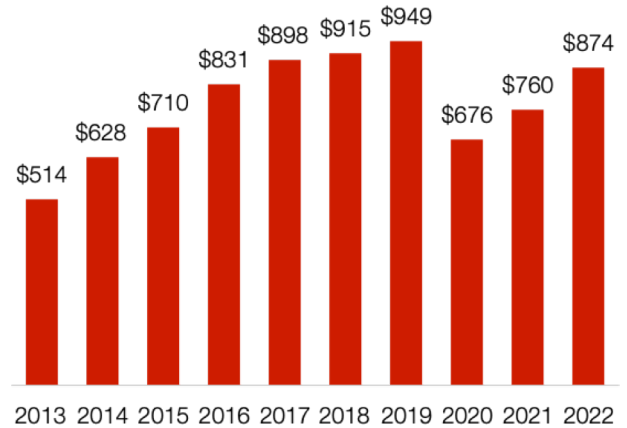
Massachusetts' 7th District goods and services exports to China supported **8,250** American jobs in 2022.

Goods (\$ million)



Change (2022-2023): **-17%** ↓

Services (\$ million)



Growth (2021-2022): **+15%** ↑

Top Goods Export Markets, 2023

1. Belgium	\$1.1 billion
2. Germany	\$190 million
3. Italy	\$154 million
4. Canada	\$147 million
5. China	\$145 million

Top Services Export Markets, 2022

1. U.K. Caribbean	\$1.4 billion
2. Ireland	\$1.1 billion
3. China	\$874 million
4. United Kingdom	\$764 million
5. Canada	\$642 million

Top Goods Exports to China, 2023

1. Pharmaceuticals & medicines	\$49 million
2. Industrial machinery	\$42 million
3. Navigational & meas. instruments	\$14 million
4. Medical equipment & supplies	\$8.3 million
5. Magnetic & optical media	\$4.6 million

Top Services Exports to China, 2022

1. Education	\$689 million
2. Software distribution royalties	\$37 million
3. Computer software services	\$21 million
4. Business mgmt. & consulting	\$21 million
5. Financial mgmt. & advisory services	\$16 million

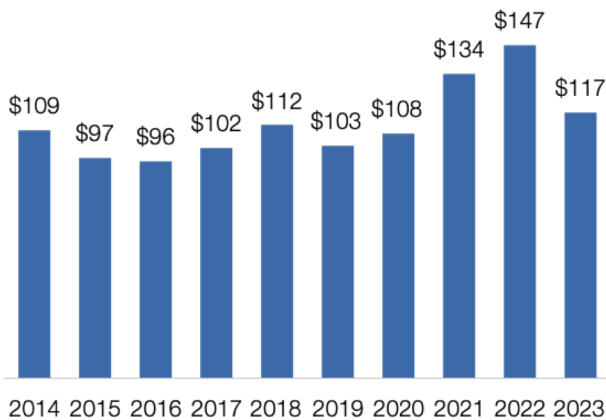
5% of MA-7 global goods exports went to China in 2023

8% of MA-7 global services exports went to China in 2022

Massachusetts' 8th District Exports to China

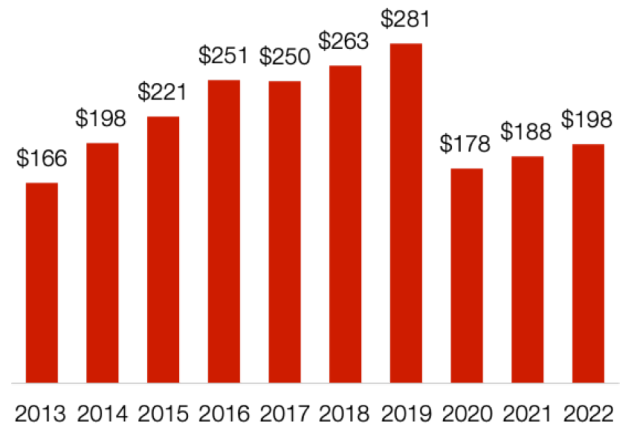
Massachusetts' 8th District goods and services exports to China supported **1,720** American jobs in 2022.

Goods (\$ million)



Change (2022-2023): **-20%** ↓

Services (\$ million)



Growth (2021-2022): **+5%** ↑

Top Goods Export Markets, 2023

1. Mexico	\$187 million
2. Canada	\$177 million
3. Belgium	\$171 million
4. Netherlands	\$121 million
5. China	\$117 million

Top Goods Exports to China, 2023

1. Misc. general purpose machinery	\$17 million
2. Medical equipment & supplies	\$16 million
3. Industrial machinery	\$12 million
4. Electrical equipment	\$9.0 million
5. Pharmaceuticals & medicines	\$6.2 million

7% of MA-8 global goods exports went to China in 2023

Top Services Export Markets, 2022

1. U.K. Caribbean	\$2.6 billion
2. United Kingdom	\$850 million
3. Ireland	\$671 million
4. Canada	\$591 million
12. China	\$198 million

Top Services Exports to China, 2022

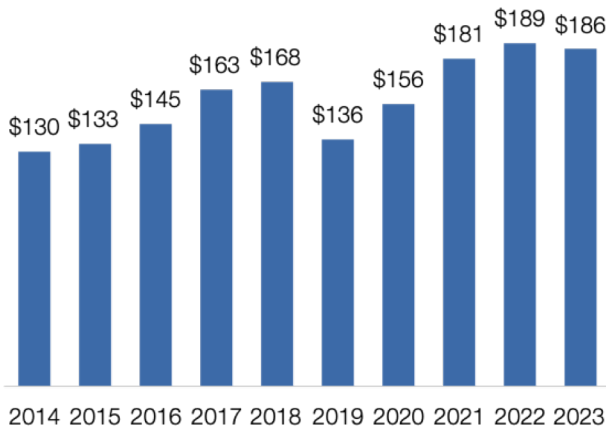
1. Financial mgmt. & advisory services	\$31 million
2. Education	\$25 million
3. Software distribution royalties	\$22 million
4. Computer software services	\$14 million
5. Business mgmt. & consulting	\$14 million

2% of MA-8 global services exports went to China in 2022

Massachusetts' 9th District Exports to China

Massachusetts' 9th District goods and services exports to China supported **1,180** American jobs in 2022.

Goods (\$ million)



Change (2022-2023): **-2%** ↓

Services (\$ million)



Growth (2021-2022): **+1%** ↑

Top Goods Export Markets, 2023

1. Canada	\$243 million
2. Mexico	\$213 million
3. China	\$186 million
4. Netherlands	\$117 million
5. Germany	\$99 million

Top Services Export Markets, 2022

1. United Kingdom	\$103 million
2. Canada	\$95 million
3. Mexico	\$74 million
4. Ireland	\$62 million
6. China	\$46 million

Top Goods Exports to China, 2023

1. Marine products	\$44 million
2. Industrial machinery	\$19 million
3. Misc. general purpose machinery	\$19 million
4. Medical equipment & supplies	\$14 million
5. Electrical equipment & components	\$13 million

Top Services Exports to China, 2022

1. Misc. personal & recreational	\$11 million
2. Royalties from industrial processes	\$7.9 million
3. Education	\$4.7 million
4. Personal travel & tourism	\$3.7 million
5. Misc. financial services	\$3.2 million

11% of MA-9 global goods exports went to China in 2023

5% of MA-9 global services exports went to China in 2022