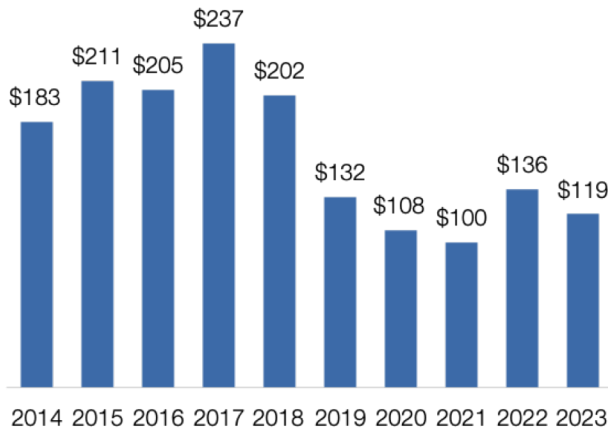


# Maine's Exports to China

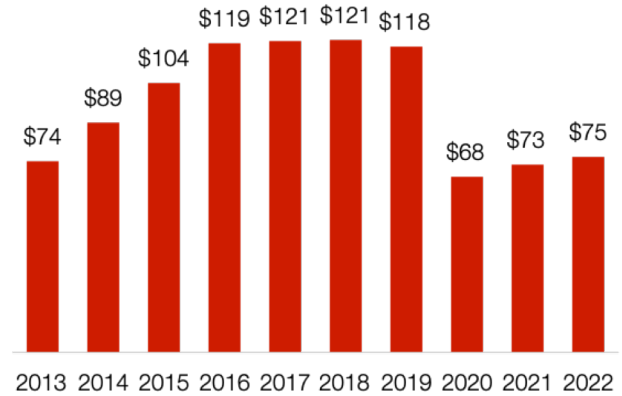
Maine's goods and services exports to China supported **1,080** American jobs in 2022.

## Goods (\$ million)



Change (2022-2023): **-12%** ↓

## Services (\$ million)



Growth (2021-2022): **+4%** ↑

### Top Goods Export Markets, 2023

1. Canada	\$1.2 billion
2. Malaysia	\$132 million
3. China	\$119 million
4. Mexico	\$100 million
5. Netherlands	\$81 million

### Top Services Export Markets, 2022

1. Canada	\$233 million
2. United Kingdom	\$183 million
3. Ireland	\$116 million
4. Mexico	\$106 million
8. China	\$75 million

### Top Goods Exports to China, 2023

1. Marine products	\$36 million
2. Pharmaceuticals & medicines	\$20 million
3. Pulp & paperboard mill products	\$13 million
4. Converted paper products	\$9.0 million
5. Misc. foods	\$7.1 million

### Top Services Exports to China, 2022

1. Education	\$23 million
2. Misc. personal & recreational	\$8.0 million
3. Misc. financial services	\$6.3 million
4. Royalties from industrial processes	\$6.1 million
5. Personal travel & tourism	\$5.1 million

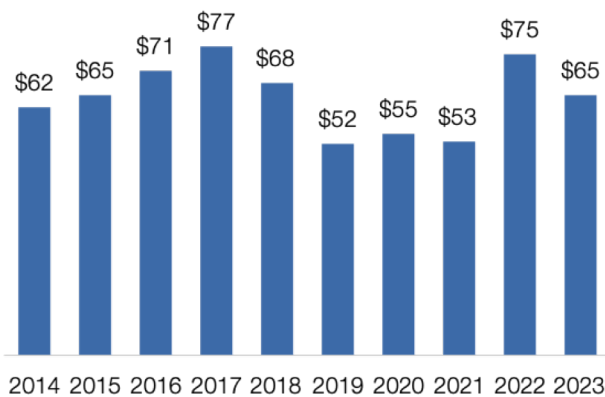
**4%** of Maine's global goods exports went to China in 2023

**4%** of Maine's global services exports went to China in 2022

# Maine's 1<sup>st</sup> District Exports to China

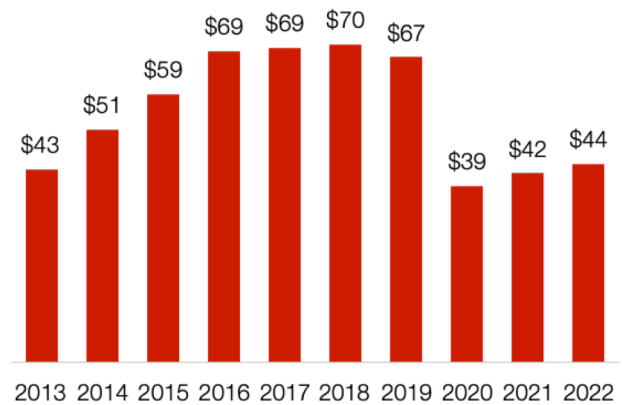
Maine's 1<sup>st</sup> District goods and services exports to China supported **570** American jobs in 2022.

## Goods (\$ million)



Change (2022-2023): **-14%** ↓

## Services (\$ million)



Growth (2021-2022): **+5%** ↑

### Top Goods Export Markets, 2023

1. Canada	\$519 million
2. Malaysia	\$91 million
3. China	\$65 million
4. Japan	\$59 million
5. Netherlands	\$56 million

### Top Goods Exports to China, 2023

1. Marine products	\$20 million
2. Pharmaceuticals & medicines	\$19 million
3. Converted paper products	\$3.9 million
4. Aerospace products & parts	\$3.0 million
5. Navigational & meas. instruments	\$3.0 million

**5%** of ME-1 global goods exports went to China in 2023

### Top Services Export Markets, 2022

1. Canada	\$113 million
2. United Kingdom	\$108 million
3. Ireland	\$76 million
4. Mexico	\$63 million
8. China	\$44 million

### Top Services Exports to China, 2022

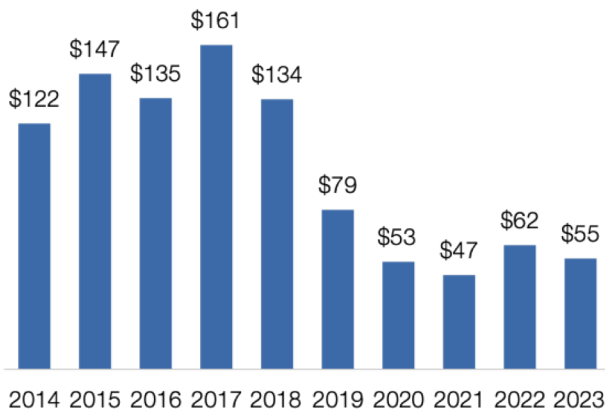
1. Education	\$10 million
2. Royalties from industrial processes	\$4.9 million
3. Misc. personal & recreational	\$4.6 million
4. Misc. financial services	\$3.9 million
5. Personal travel & tourism	\$3.0 million

**4%** of ME-1 global services exports went to China in 2022

# Maine's 2<sup>nd</sup> District Exports to China

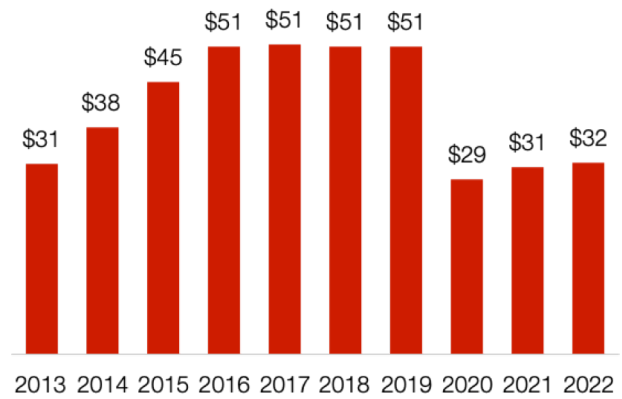
Maine's 2<sup>nd</sup> District goods and services exports to China supported **510** American jobs in 2022.

## Goods (\$ million)



Change (2022-2023): **-11%** ↓

## Services (\$ million)



Growth (2021-2022): **+2%** ↑

### Top Goods Export Markets, 2023

1. Canada	\$703 million
2. Mexico	\$64 million
3. China	\$55 million
4. Malaysia	\$40 million
5. Germany	\$31 million

### Top Goods Exports to China, 2023

1. Marine products	\$16 million
2. Pulp & paperboard mill products	\$11 million
3. Converted paper products	\$5.1 million
4. Misc. foods	\$4.4 million
5. Sawmill & wood products	\$2.7 million

**4%** of ME-2 global goods exports went to China in 2023

### Top Services Export Markets, 2022

1. Canada	\$120 million
2. United Kingdom	\$75 million
3. France	\$55 million
4. Mexico	\$43 million
8. China	\$32 million

### Top Services Exports to China, 2022

1. Education	\$12 million
2. Misc. personal & recreational	\$3.4 million
3. Misc. financial services	\$2.4 million
4. Personal travel & tourism	\$2.2 million
5. Misc. business, prof. & tech. services	\$1.8 million

**4%** of ME-2 global services exports went to China in 2022