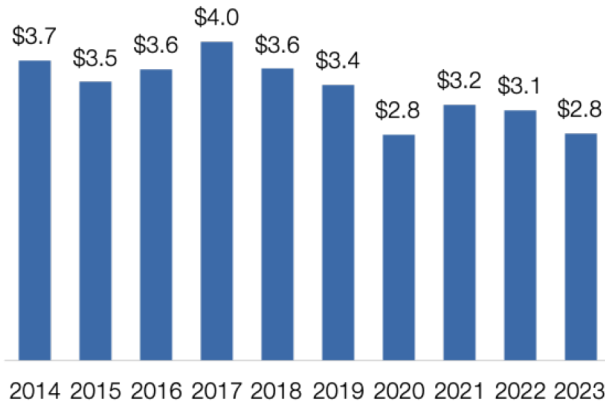


Michigan's Exports to China

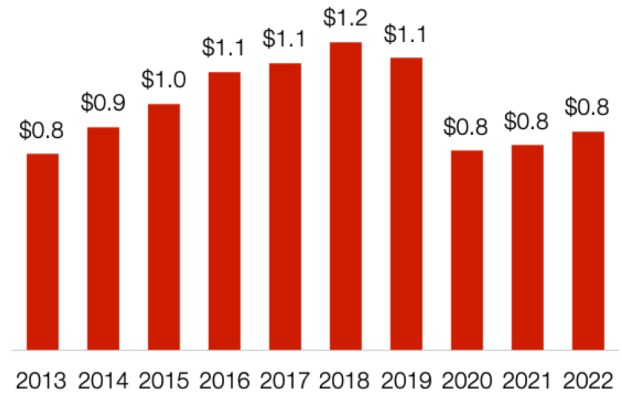
Michigan's goods and services exports to China supported **21,320** American jobs in 2022.

Goods (\$ billion)



Change (2022-2023): **-9%** ↓

Services (\$ billion)



Growth (2021-2022): **+7%** ↑

Top Goods Export Markets, 2023

1. Canada	\$27 billion
2. Mexico	\$15 billion
3. China	\$2.8 billion
4. Germany	\$2.0 billion
5. Japan	\$1.6 billion

Top Services Export Markets, 2022

1. Canada	\$2.1 billion
2. Ireland	\$1.1 billion
3. Switzerland	\$977 million
4. United Kingdom	\$901 million
5. China	\$846 million

Top Goods Exports to China, 2023

1. Motor vehicle parts	\$441 million
2. Oilseeds & grains	\$371 million
3. Motor vehicles	\$241 million
4. Glass & glass products	\$194 million
5. Navigational & meas. instruments	\$133 million

Top Services Exports to China, 2022

1. Education	\$407 million
2. Royalties from industrial processes	\$140 million
3. Misc. business, prof. & tech. services	\$40 million
4. Arch., eng. & other tech. services	\$36 million
5. Trademark royalties	\$30 million

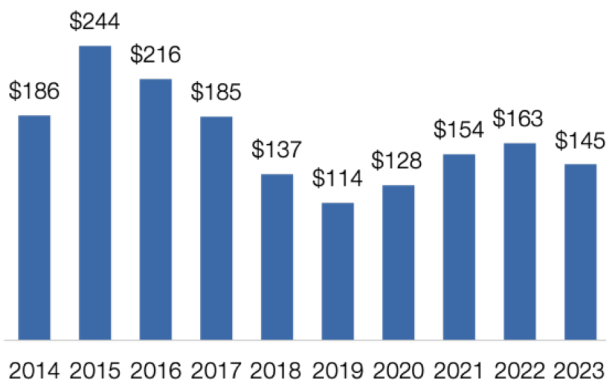
4% of Michigan's global goods exports went to China in 2023

6% of Michigan's global services exports went to China in 2022

Michigan's 1st District Exports to China

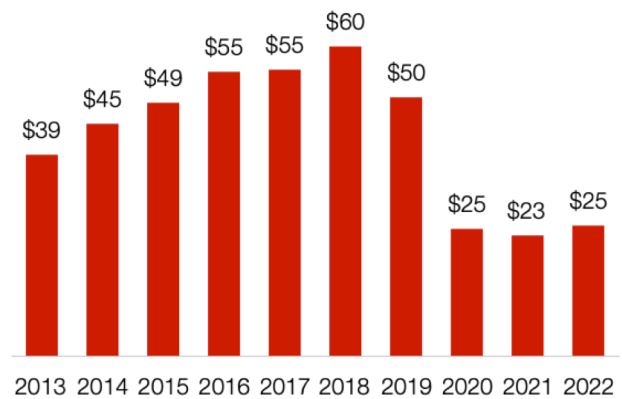
Michigan's 1st District goods and services exports to China supported **1,110** American jobs in 2022.

Goods (\$ million)



Change (2022-2023): **-11%** ↓

Services (\$ million)



Growth (2021-2022): **+9%** ↑

Top Goods Export Markets, 2023

1. Canada	\$1.3 billion
2. Mexico	\$666 million
3. China	\$145 million
4. Germany	\$106 million
5. Japan	\$84 million

Top Goods Exports to China, 2023

1. Oilseeds & grains	\$32 million
2. Glass & glass products	\$13 million
3. Sawmill & wood products	\$12 million
4. Misc. general purpose machinery	\$11 million
5. Navigational & meas. instruments	\$9.1 million

5% of MI-1 global goods exports went to China in 2023

Top Services Export Markets, 2022

1. Canada	\$63 million
2. United Kingdom	\$42 million
3. Mexico	\$41 million
4. Ireland	\$28 million
5. China	\$25 million

Top Services Exports to China, 2022

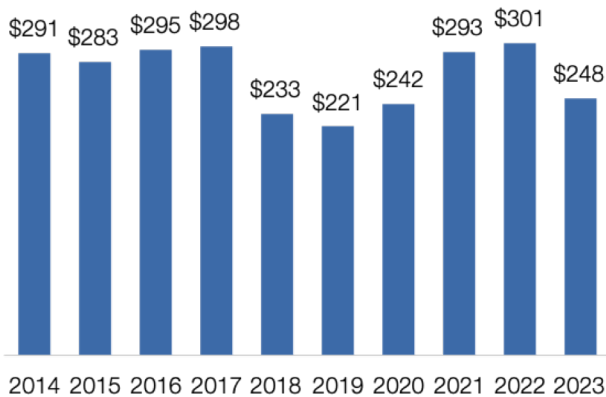
1. Education	\$9.2 million
2. Misc. personal & recreational	\$2.8 million
3. Royalties from industrial processes	\$2.4 million
4. Personal travel & tourism	\$2.2 million
5. Equip. installation & maintenance	\$2.0 million

5% of MI-1 global services exports went to China in 2022

Michigan's 2nd District Exports to China

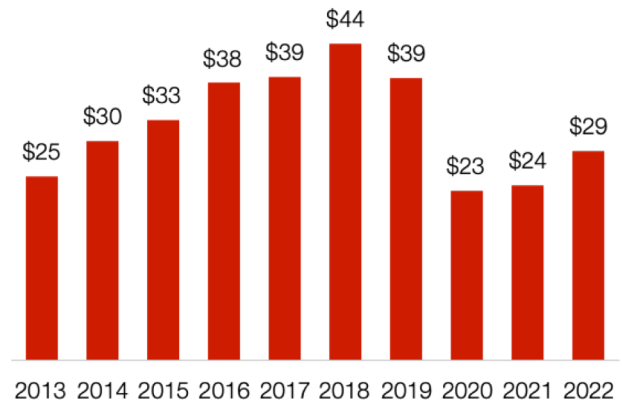
Michigan's 2nd District goods and services exports to China supported **1,890** American jobs in 2022.

Goods (\$ million)



Change (2022-2023): **-18%** ↓

Services (\$ million)



Growth (2021-2022): **+20%** ↑

Top Goods Export Markets, 2023

1. Canada	\$1.8 billion
2. Mexico	\$1.1 billion
3. China	\$248 million
4. Germany	\$145 million
5. Japan	\$121 million

Top Goods Exports to China, 2023

1. Oilseeds & grains	\$87 million
2. Glass & glass products	\$17 million
3. Motor vehicle parts	\$14 million
4. Electrical equipment & components	\$9.1 million
5. Misc. general purpose machinery	\$9.0 million

6% of MI-2 global goods exports went to China in 2023

Top Services Export Markets, 2022

1. Ireland	\$33 million
2. Switzerland	\$33 million
3. Canada	\$32 million
4. United Kingdom	\$31 million
5. China	\$29 million

Top Services Exports to China, 2022

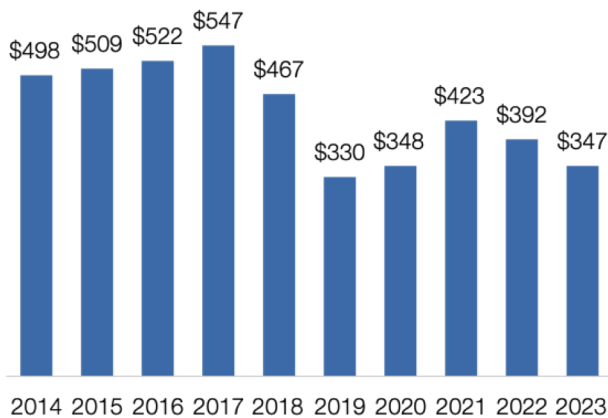
1. Education	\$13 million
2. Royalties from industrial processes	\$5.4 million
3. Equip. installation & maintenance	\$2.0 million
4. Misc. business, prof. & tech. services	\$1.8 million
5. Misc. personal & recreational	\$1.5 million

7% of MI-2 global services exports went to China in 2022

Michigan's 3rd District Exports to China

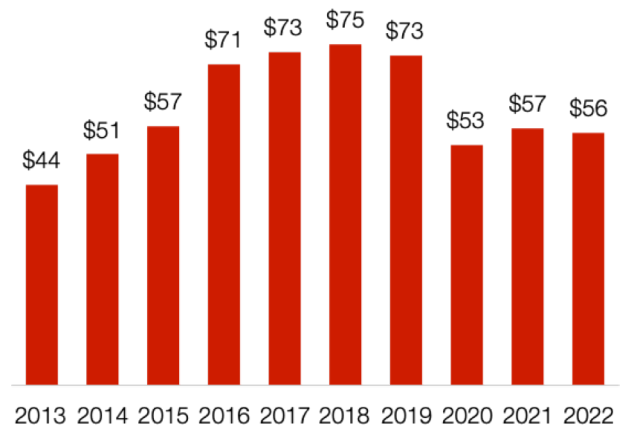
Michigan's 3rd District goods and services exports to China supported **2,060** American jobs in 2022.

Goods (\$ million)



Change (2022-2023): **-11%** ↓

Services (\$ million)



Change (2021-2022): **-2%** ↓

Top Goods Export Markets, 2023

1. Canada	\$2.5 billion
2. Mexico	\$2.5 billion
3. China	\$347 million
4. Germany	\$291 million
5. Korea	\$219 million

Top Goods Exports to China, 2023

1. Motor vehicle parts	\$65 million
2. Navigational & meas. instruments	\$36 million
3. Glass & glass products	\$33 million
4. Misc. general purpose machinery	\$33 million
5. Soaps, cleaning agents & toiletries	\$21 million

4% of MI-3 global goods exports went to China in 2023

Top Services Export Markets, 2022

1. Switzerland	\$102 million
2. Ireland	\$98 million
3. Canada	\$77 million
4. United Kingdom	\$74 million
5. China	\$56 million

Top Services Exports to China, 2022

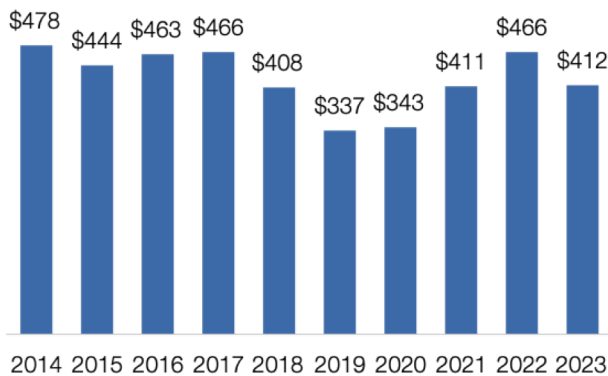
1. Royalties from industrial processes	\$18 million
2. Education	\$14 million
3. Misc. business, prof. & tech. services	\$5.7 million
4. Equip. installation & maintenance	\$4.1 million
5. Trademark royalties	\$3.2 million

6% of MI-3 global services exports went to China in 2022

Michigan's 4th District Exports to China

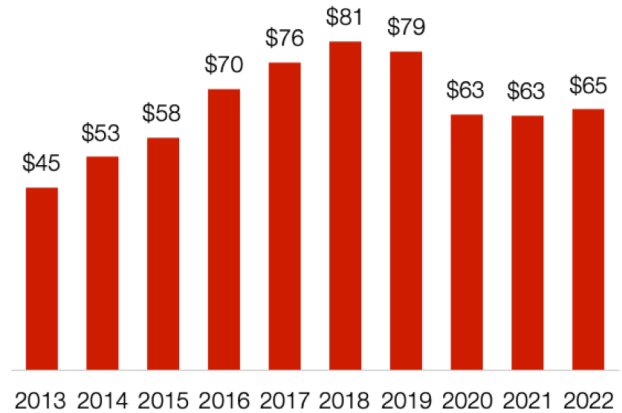
Michigan's 4th District goods and services exports to China supported **2,550** American jobs in 2022.

Goods (\$ million)



Change (2022-2023): **-12%** ↓

Services (\$ million)



Growth (2021-2022): **+2%** ↑

Top Goods Export Markets, 2023

1. Canada	\$2.3 billion
2. Mexico	\$1.9 billion
3. Germany	\$464 million
4. China	\$412 million
5. Japan	\$288 million

Top Goods Exports to China, 2023

1. Glass & glass products	\$83 million
2. Pharmaceuticals & medicines	\$58 million
3. Motor vehicle parts	\$43 million
4. Navigational & meas. instruments	\$24 million
5. Meat products	\$21 million

5% of MI-4 global goods exports went to China in 2023

Top Services Export Markets, 2022

1. Ireland	\$138 million
2. Switzerland	\$129 million
3. China	\$65 million
4. Singapore	\$59 million
5. Netherlands	\$52 million

Top Services Exports to China, 2022

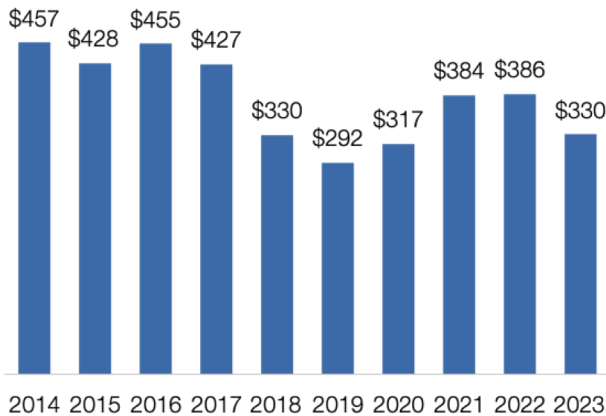
1. Education	\$26 million
2. Royalties from industrial processes	\$25 million
3. Misc. business, prof. & tech. services	\$2.3 million
4. Trademark royalties	\$2.2 million
5. Misc. personal & recreational	\$1.9 million

7% of MI-4 global services exports went to China in 2022

Michigan's 5th District Exports to China

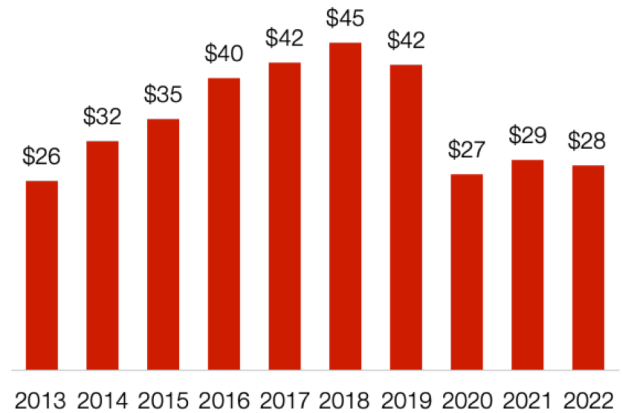
Michigan's 5th District goods and services exports to China supported **2,280** American jobs in 2022.

Goods (\$ million)



Change (2022-2023): **-14%** ↓

Services (\$ million)



Change (2021-2022): **-3%** ↓

Top Goods Export Markets, 2023

1. Canada	\$2.4 billion
2. Mexico	\$1.6 billion
3. China	\$330 million
4. Japan	\$234 million
5. Germany	\$221 million

Top Goods Exports to China, 2023

1. Oilseeds & grains	\$99 million
2. Motor vehicle parts	\$37 million
3. Glass & glass products	\$25 million
4. Nonferrous metal products	\$20 million
5. Resins & synthetic fibers	\$13 million

5% of MI-5 global goods exports went to China in 2023

Top Services Export Markets, 2022

1. Switzerland	\$41 million
2. Ireland	\$40 million
3. Canada	\$32 million
4. United Kingdom	\$31 million
5. China	\$28 million

Top Services Exports to China, 2022

1. Education	\$10 million
2. Royalties from industrial processes	\$7.6 million
3. Misc. business, prof. & tech. services	\$1.9 million
4. Trademark royalties	\$1.7 million
5. Equip. installation & maintenance	\$1.6 million

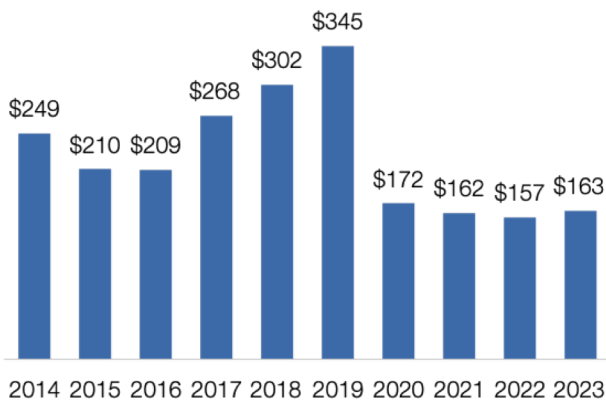
6% of MI-5 global services exports went to China in 2022



Michigan's 6th District Exports to China

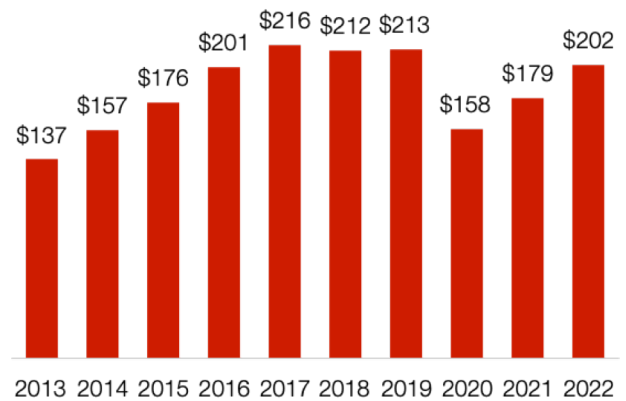
Michigan's 6th District goods and services exports to China supported **2,640** American jobs in 2022.

Goods (\$ million)



Growth (2022-2023): +4% ↑

Services (\$ million)



Growth (2021-2022): +13% ↑

Top Goods Export Markets, 2023

1. Canada	\$2.5 billion
2. Mexico	\$869 million
3. China	\$163 million
4. Australia	\$143 million
5. Japan	\$105 million

Top Goods Exports to China, 2023

1. Motor vehicles	\$40 million
2. Engines & turbines	\$27 million
3. Resins & synthetic fibers	\$23 million
4. Navigational & meas. instruments	\$20 million
5. Motor vehicle parts	\$14 million

3% of MI-6 global goods exports went to China in 2023

Top Services Export Markets, 2022

1. China	\$202 million
2. Ireland	\$133 million
3. India	\$122 million
4. Canada	\$111 million
5. Switzerland	\$99 million

Top Services Exports to China, 2022

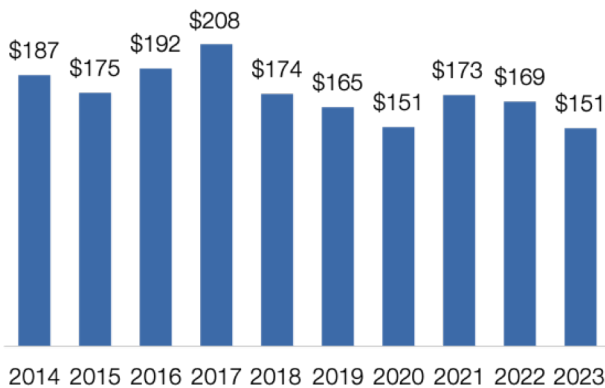
1. Education	\$167 million
2. Royalties from industrial processes	\$7.5 million
3. Arch., eng. & other tech. services	\$4.1 million
4. Misc. business, prof. & tech. services	\$3.2 million
5. Business mgmt. & consulting	\$2.7 million

12% of MI-6 global services exports went to China in 2022

Michigan's 7th District Exports to China

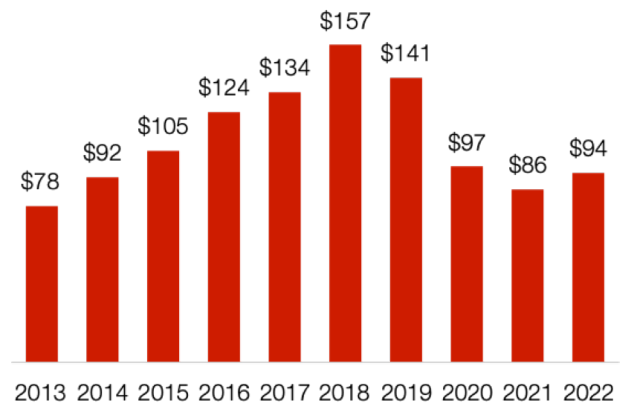
Michigan's 7th District goods and services exports to China supported **1,740** American jobs in 2022.

Goods (\$ million)



Change (2022-2023): **-11%** ↓

Services (\$ million)



Growth (2021-2022): **+10%** ↑

Top Goods Export Markets, 2023

1. Canada	\$1.7 billion
2. Mexico	\$716 million
3. China	\$151 million
4. Japan	\$90 million
5. Germany	\$85 million

Top Services Export Markets, 2022

1. China	\$94 million
2. Ireland	\$76 million
3. Canada	\$69 million
4. United Kingdom	\$63 million
5. Switzerland	\$62 million

Top Goods Exports to China, 2023

1. Oilseeds & grains	\$34 million
2. Motor vehicle parts	\$31 million
3. Motor vehicles	\$19 million
4. Pharmaceuticals & medicines	\$9.9 million
5. Electrical equipment	\$8.8 million

Top Services Exports to China, 2022

1. Education	\$70 million
2. Royalties from industrial processes	\$6.8 million
3. Misc. personal & recreational	\$2.1 million
4. Trademark royalties	\$2.0 million
5. Business mgmt. & consulting	\$1.9 million

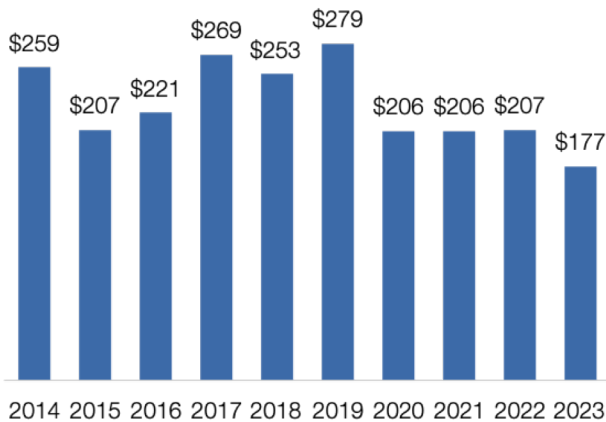
4% of MI-7 global goods exports went to China in 2023

10% of MI-7 global services exports went to China in 2022

Michigan's 8th District Exports to China

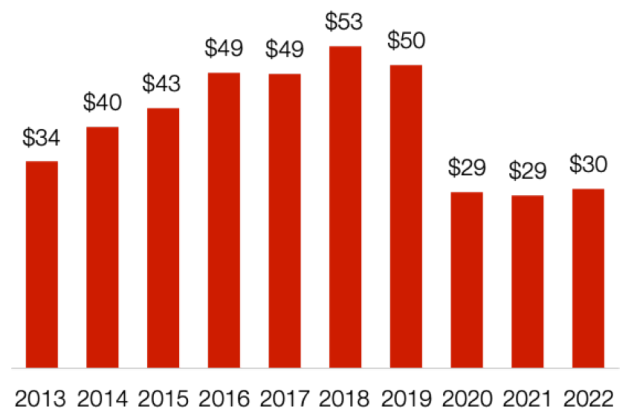
Michigan's 8th District goods and services exports to China supported **1,100** American jobs in 2022.

Goods (\$ million)



Change (2022-2023): **-14%** ↓

Services (\$ million)



Growth (2021-2022): **+4%** ↑

Top Goods Export Markets, 2023

1. Canada	\$1.9 billion
2. Mexico	\$975 million
3. China	\$177 million
4. Germany	\$124 million
5. Japan	\$90 million

Top Goods Exports to China, 2023

1. Resins & synthetic fibers	\$38 million
2. Oilseeds & grains	\$31 million
3. Motor vehicles	\$25 million
4. Glass & glass products	\$18 million
5. Motor vehicle parts	\$15 million

4% of MI-8 global goods exports went to China in 2023

Top Services Export Markets, 2022

1. Switzerland	\$46 million
2. Ireland	\$44 million
3. Canada	\$41 million
4. United Kingdom	\$39 million
6. China	\$30 million

Top Services Exports to China, 2022

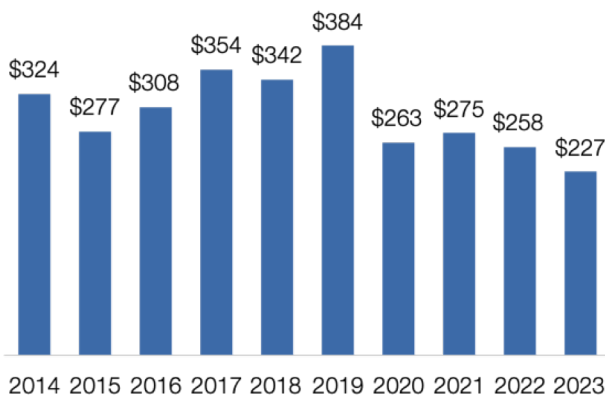
1. Education	\$8.7 million
2. Royalties from industrial processes	\$7.7 million
3. Misc. business, prof. & tech. services	\$3.3 million
4. Trademark royalties	\$1.8 million
5. Misc. personal & recreational	\$1.7 million

6% of MI-8 global services exports went to China in 2022

Michigan's 9th District Exports to China

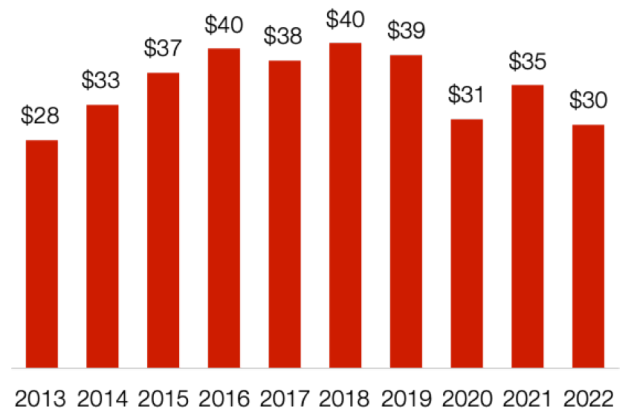
Michigan's 9th District goods and services exports to China supported **1,610** American jobs in 2022.

Goods (\$ million)



Change (2022-2023): **-12%** ↓

Services (\$ million)



Change (2021-2022): **-14%** ↓

Top Goods Export Markets, 2023

1. Canada	\$3.2 billion
2. Mexico	\$982 million
3. China	\$227 million
4. Australia	\$158 million
5. Japan	\$145 million

Top Goods Exports to China, 2023

1. Oilseeds & grains	\$69 million
2. Motor vehicles	\$46 million
3. Motor vehicle parts	\$44 million
4. Nonferrous metal products	\$9.3 million
5. Misc. fabricated metal products	\$6.0 million

4% of MI-9 global goods exports went to China in 2023

Top Services Export Markets, 2022

1. Canada	\$523 million
2. United Kingdom	\$63 million
3. Switzerland	\$52 million
4. Ireland	\$49 million
9. China	\$30 million

Top Services Exports to China, 2022

1. Royalties from industrial processes	\$7.7 million
2. Misc. freight & port services	\$5.1 million
3. Arch., eng. & other tech. services	\$4.2 million
4. Misc. business, prof. & tech. services	\$2.7 million
5. Misc. personal & recreational	\$2.1 million

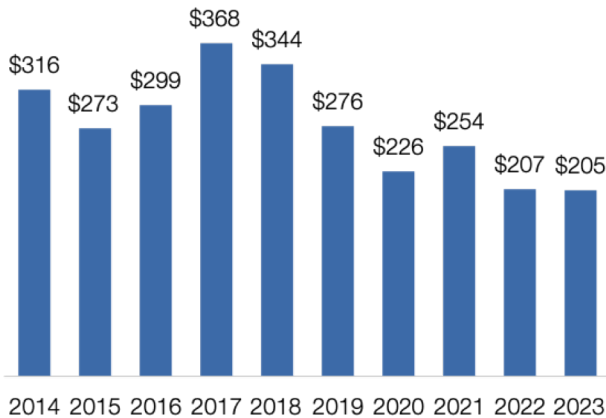
2% of MI-9 global services exports went to China in 2022



Michigan's 10th District Exports to China

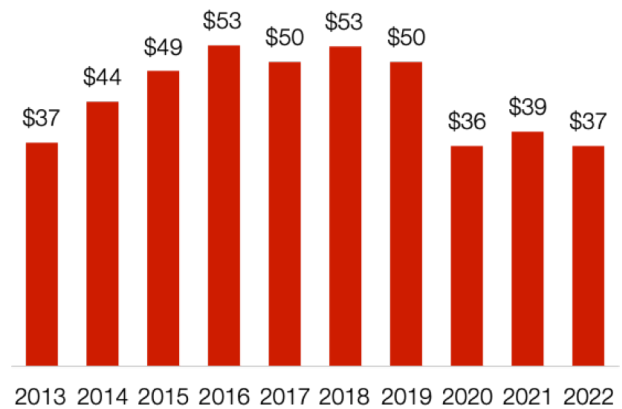
Michigan's 10th District goods and services exports to China supported **1,240** American jobs in 2022.

Goods (\$ million)



Change (2022-2023): **-1%** ↓

Services (\$ million)



Change (2021-2022): **-6%** ↓

Top Goods Export Markets, 2023

1. Canada	\$2.1 billion
2. Mexico	\$1.4 billion
3. China	\$205 million
4. Thailand	\$140 million
5. Germany	\$118 million

Top Goods Exports to China, 2023

1. Motor vehicle parts	\$87 million
2. Misc. general purpose machinery	\$20 million
3. Motor vehicles	\$18 million
4. Engines & turbines	\$13 million
5. Electrical equipment	\$13 million

4% of MI-10 global goods exports went to China in 2023

Top Services Export Markets, 2022

1. Canada	\$71 million
2. Switzerland	\$65 million
3. Ireland	\$63 million
4. United Kingdom	\$55 million
6. China	\$37 million

Top Services Exports to China, 2022

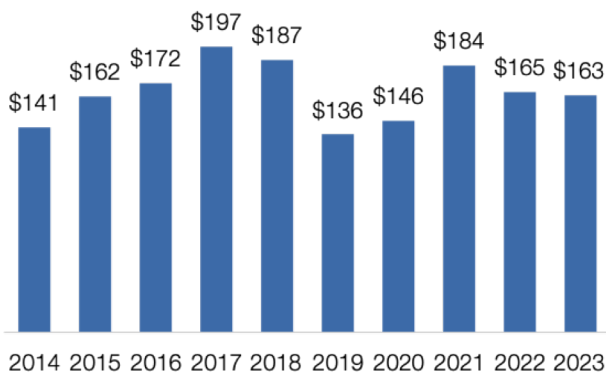
1. Royalties from industrial processes	\$10 million
2. Arch., eng. & other tech. services	\$8.3 million
3. Equip. installation & maintenance	\$4.1 million
4. Misc. business, prof. & tech. services	\$3.8 million
5. Trademark royalties	\$2.5 million

5% of MI-10 global services exports went to China in 2022

Michigan's 11th District Exports to China

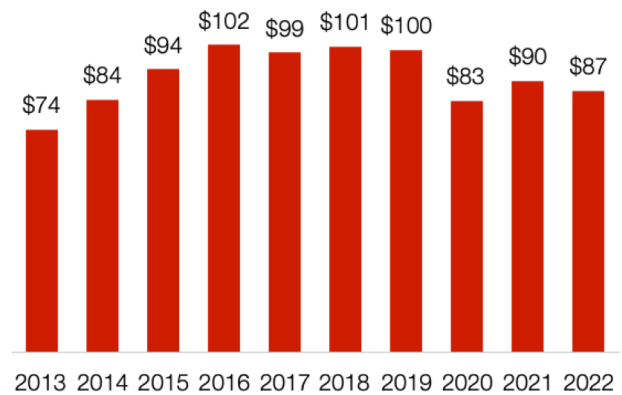
Michigan's 11th District goods and services exports to China supported **1,230** American jobs in 2022.

Goods (\$ million)



Change (2022-2023): **-1%** ↓

Services (\$ million)



Change (2021-2022): **-4%** ↓

Top Goods Export Markets, 2023

1. Canada	\$960 million
2. Mexico	\$939 million
3. China	\$163 million
4. Germany	\$114 million
5. Thailand	\$98 million

Top Goods Exports to China, 2023

1. Motor vehicle parts	\$52 million
2. Misc. general purpose machinery	\$15 million
3. Basic chemicals	\$14 million
4. Electrical equipment	\$10 million
5. Navigational & meas. instruments	\$10 million

5% of MI-11 global goods exports went to China in 2023

Top Services Export Markets, 2022

1. Ireland	\$183 million
2. Canada	\$173 million
3. Switzerland	\$160 million
4. United Kingdom	\$142 million
6. China	\$87 million

Top Services Exports to China, 2022

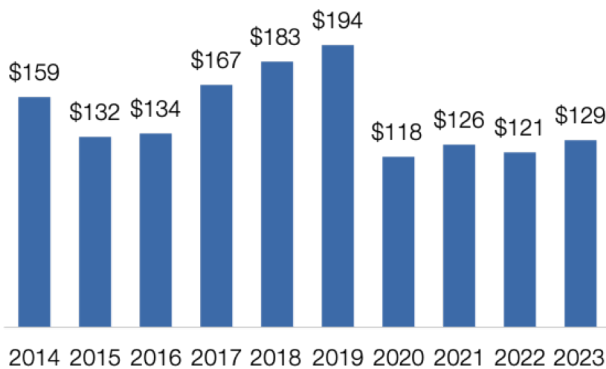
1. Royalties from industrial processes	\$24 million
2. Arch., eng. & other tech. services	\$12 million
3. Education	\$10 million
4. Misc. business, prof. & tech. services	\$6.8 million
5. Misc. personal & recreational	\$4.2 million

5% of MI-11 global services exports went to China in 2022

Michigan's 12th District Exports to China

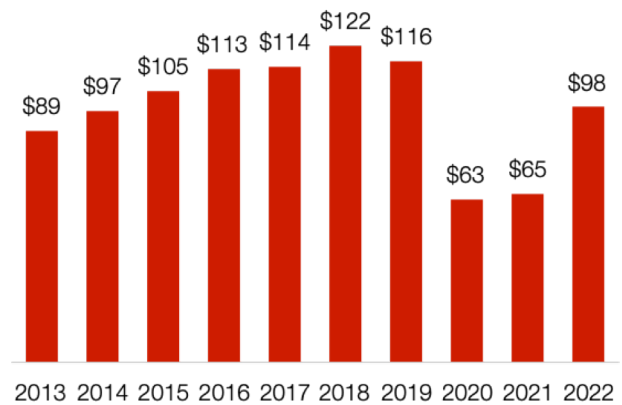
Michigan's 12th District goods and services exports to China supported **1,020** American jobs in 2022.

Goods (\$ million)



Growth (2022-2023): **+7%** ↑

Services (\$ million)



Growth (2021-2022): **+51%** ↑

Top Goods Export Markets, 2023

1. Canada	\$1.6 billion
2. Mexico	\$657 million
3. China	\$129 million
4. Germany	\$80 million
5. Australia	\$79 million

Top Goods Exports to China, 2023

1. Engines & turbines	\$33 million
2. Motor vehicle parts	\$24 million
3. Motor vehicles	\$20 million
4. Basic chemicals	\$10 million
5. Navigational & meas. instruments	\$5.0 million

4% of MI-12 global goods exports went to China in 2023

Top Services Export Markets, 2022

1. Canada	\$124 million
2. Ireland	\$118 million
3. United Kingdom	\$114 million
4. China	\$98 million
5. Switzerland	\$97 million

Top Services Exports to China, 2022

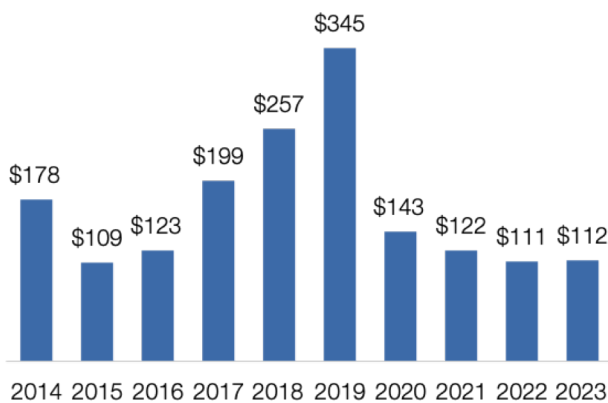
1. Education	\$57 million
2. Royalties from industrial processes	\$12 million
3. Arch., eng. & other tech. services	\$3.6 million
4. Misc. business, prof. & tech. services	\$3.4 million
5. Trademark royalties	\$3.0 million

7% of MI-12 global services exports went to China in 2022

Michigan's 13th District Exports to China

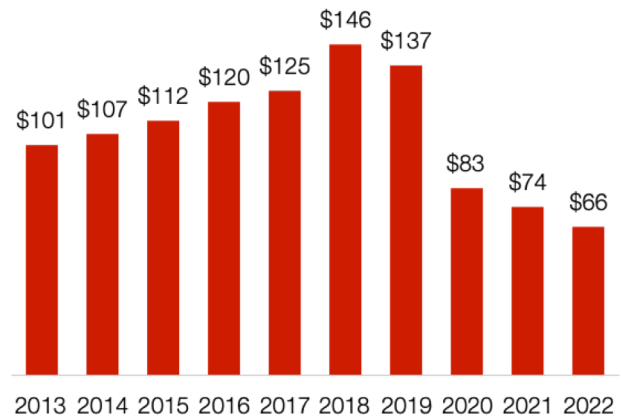
Michigan's 13th District goods and services exports to China supported **870** American jobs in 2022.

Goods (\$ million)



Growth (2022-2023): **+1%** ↑

Services (\$ million)



Change (2021-2022): **-12%** ↓

Top Goods Export Markets, 2023

1. Canada	\$3.1 billion
2. Mexico	\$566 million
3. Australia	\$170 million
4. China	\$112 million
5. Saudi Arabia	\$111 million

Top Goods Exports to China, 2023

1. Motor vehicles	\$53 million
2. Basic chemicals	\$10 million
3. Engines & turbines	\$10 million
4. Motor vehicle parts	\$8.5 million
5. Resins & synthetic fibers	\$6.5 million

2% of MI-13 global goods exports went to China in 2023

Top Services Export Markets, 2022

1. Canada	\$695 million
2. France	\$110 million
3. United Kingdom	\$103 million
4. Germany	\$101 million
9. China	\$66 million

Top Services Exports to China, 2022

1. Education	\$20 million
2. Misc. freight & port services	\$18 million
3. Royalties from industrial processes	\$5.9 million
4. Equip. installation & maintenance	\$2.3 million
5. Misc. business, prof. & tech. services	\$2.2 million

3% of MI-13 global services exports went to China in 2022