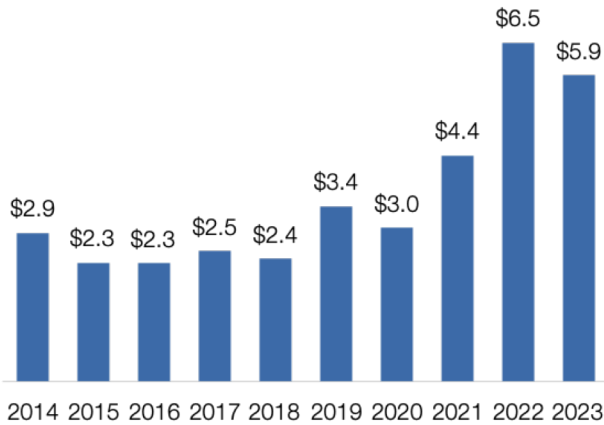


North Carolina's Exports to China

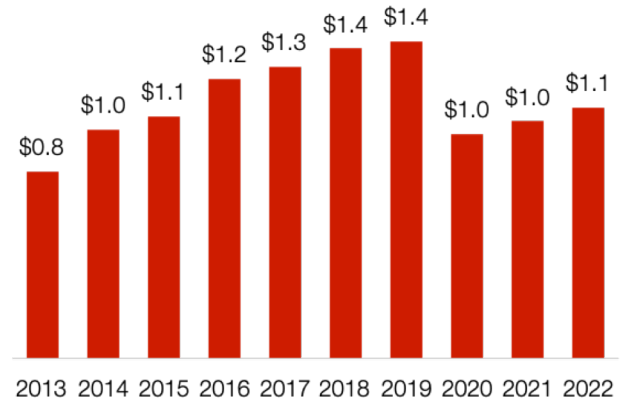
North Carolina's goods and services exports to China supported **28,410** American jobs in 2022.

Goods (\$ billion)



Change (2022-2023): **-10%** ↓

Services (\$ billion)



Growth (2021-2022): **+6%** ↑

Top Goods Export Markets, 2023

1. Canada	\$7.7 billion
2. China	\$5.9 billion
3. Mexico	\$5.4 billion
4. France	\$2.1 billion
5. Netherlands	\$1.2 billion

Top Services Export Markets, 2022

1. Ireland	\$3.2 billion
2. United Kingdom	\$2.4 billion
3. Switzerland	\$2.0 billion
4. Canada	\$1.9 billion
8. China	\$1.1 billion

Top Goods Exports to China, 2023

1. Pharmaceuticals & medicines	\$3.4 billion
2. Oilseeds & grains	\$285 million
3. Meat products	\$280 million
4. Nonmetallic minerals	\$277 million
5. Semiconductors & components	\$202 million

Top Services Exports to China, 2022

1. Education	\$265 million
2. Royalties from industrial processes	\$191 million
3. Misc. financial services	\$97 million
4. Software distribution royalties	\$94 million
5. Credit-related services	\$83 million

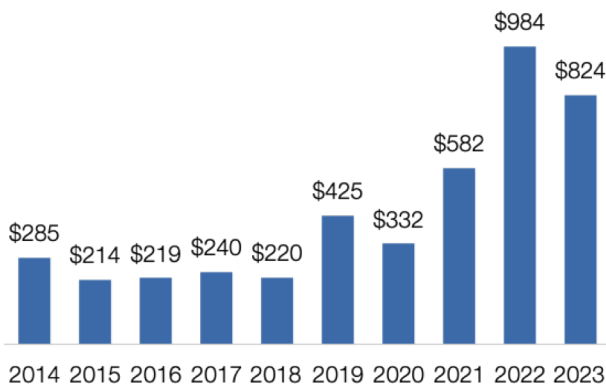
14% of North Carolina's global goods exports went to China in 2023

4% of North Carolina's global services exports went to China in 2022

North Carolina's 1st District Exports to China

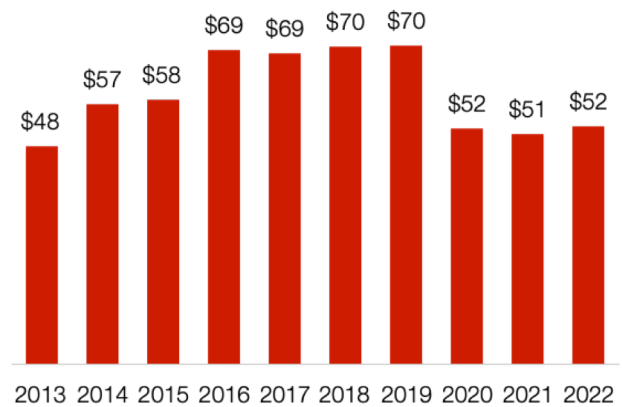
North Carolina's 1st District goods and services exports to China supported **3,380** American jobs in 2022.

Goods (\$ million)



Change (2022-2023): **-16%** ↓

Services (\$ million)



Growth (2021-2022): **+3%** ↑

Top Goods Export Markets, 2023

1. China	\$824 million
2. Canada	\$749 million
3. Mexico	\$420 million
4. Spain	\$177 million
5. France	\$161 million

Top Goods Exports to China, 2023

1. Pharmaceuticals & medicines	\$602 million
2. Oilseeds & grains	\$64 million
3. Pulp & paperboard mill products	\$19 million
4. Meat products	\$19 million
5. Nonmetallic minerals	\$17 million

19% of NC-1 global goods exports went to China in 2023

Top Services Export Markets, 2022

1. Ireland	\$182 million
2. Switzerland	\$138 million
3. United Kingdom	\$109 million
4. Canada	\$83 million
9. China	\$52 million

Top Services Exports to China, 2022

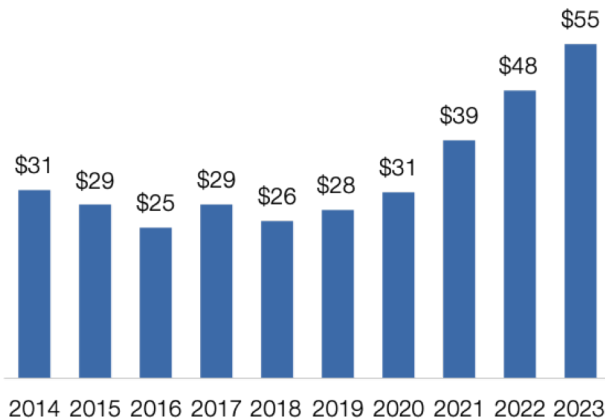
1. Royalties from industrial processes	\$19 million
2. Credit-related services	\$5.6 million
3. Education	\$4.9 million
4. Misc. financial services	\$4.6 million
5. Equip. installation & maintenance	\$2.6 million

4% of NC-1 global services exports went to China in 2022

North Carolina's 2nd District Exports to China

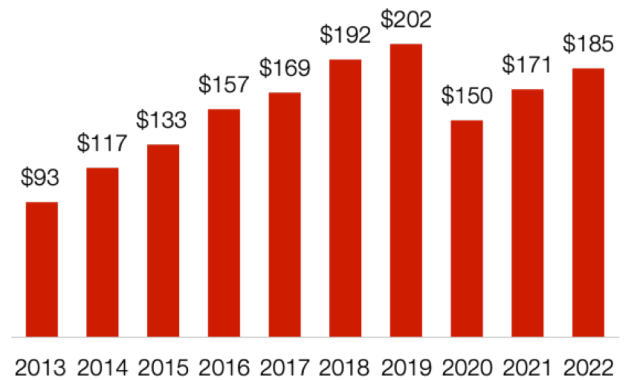
North Carolina's 2nd District goods and services exports to China supported **1,300** American jobs in 2022.

Goods (\$ million)



Growth (2022-2023): +16% ↑

Services (\$ million)



Growth (2021-2022): +8% ↑

Top Goods Export Markets, 2023

1. Canada	\$138 million
2. Mexico	\$83 million
3. China	\$55 million
4. United Kingdom	\$35 million
5. Netherlands	\$29 million

Top Goods Exports to China, 2023

1. Nonmetallic minerals	\$14 million
2. Navigational & meas. instruments	\$11 million
3. Electrical equipment	\$8.3 million
4. Communications equipment	\$7.9 million
5. Pharmaceuticals & medicines	\$7.1 million

10% of NC-2 global goods exports went to China in 2023

Top Services Export Markets, 2022

1. Ireland	\$681 million
2. United Kingdom	\$343 million
3. Canada	\$320 million
4. Switzerland	\$318 million
7. China	\$185 million

Top Services Exports to China, 2022

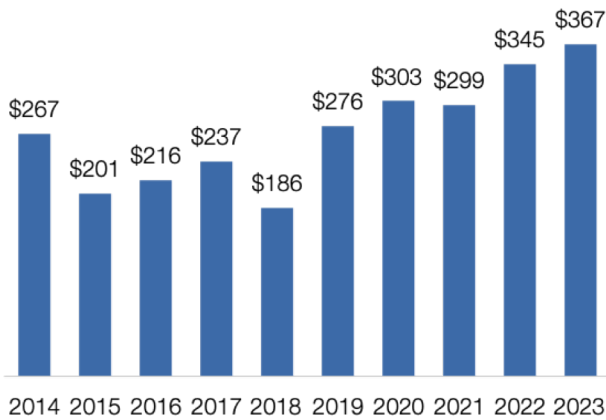
1. Education	\$48 million
2. Software distribution royalties	\$44 million
3. Royalties from industrial processes	\$17 million
4. Business mgmt. & consulting	\$13 million
5. Computer software services	\$13 million

4% of NC-2 global services exports went to China in 2022

North Carolina's 3rd District Exports to China

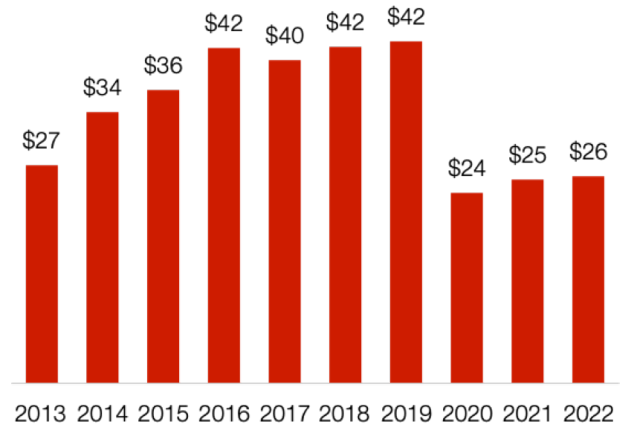
North Carolina's 3rd District goods and services exports to China supported **1,750** American jobs in 2022.

Goods (\$ million)



Growth (2022-2023): +6% ↑

Services (\$ million)



Growth (2021-2022): +2% ↑

Top Goods Export Markets, 2023

1. Canada	\$367 million
2. China	\$367 million
3. Mexico	\$210 million
4. Korea	\$90 million
5. Japan	\$77 million

Top Services Export Markets, 2022

1. Ireland	\$88 million
2. United Kingdom	\$73 million
3. Canada	\$68 million
4. Switzerland	\$62 million
10. China	\$26 million

Top Goods Exports to China, 2023

1. Pharmaceuticals & medicines	\$96 million
2. Meat products	\$86 million
3. Oilseeds & grains	\$60 million
4. Nonmetallic minerals	\$47 million
5. Pulp & paperboard mill products	\$23 million

Top Services Exports to China, 2022

1. Royalties from industrial processes	\$4.5 million
2. Business mgmt. & consulting	\$3.4 million
3. Credit-related services	\$3.3 million
4. Misc. business, prof. & tech. services	\$2.6 million
5. Personal travel & tourism	\$2.4 million

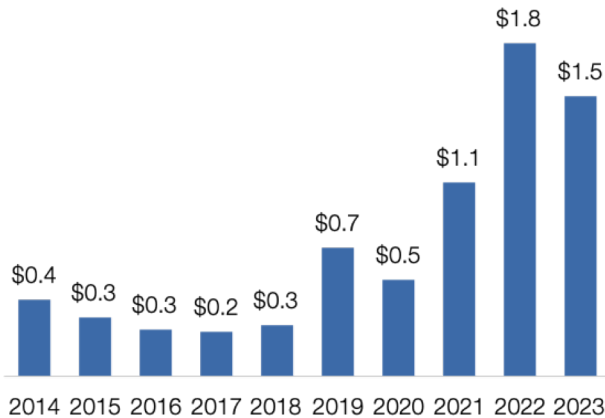
17% of NC-3 global goods exports went to China in 2023

3% of NC-3 global services exports went to China in 2022

North Carolina's 4th District Exports to China

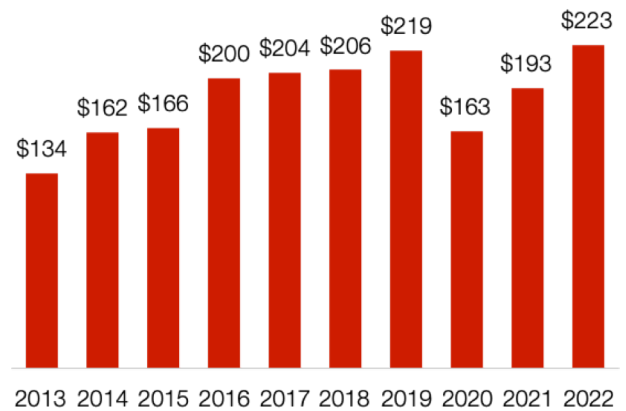
North Carolina's 4th District goods and services exports to China supported **6,550** American jobs in 2022.

Goods (\$ billion)



Change (2022-2023): **-16%** ↓

Services (\$ million)



Growth (2021-2022): **+15%** ↑

Top Goods Export Markets, 2023

1. China	\$1.5 billion
2. Canada	\$980 million
3. Mexico	\$553 million
4. France	\$371 million
5. Spain	\$360 million

Top Services Export Markets, 2022

1. Ireland	\$554 million
2. Switzerland	\$387 million
3. Singapore	\$266 million
4. China	\$223 million
5. Netherlands	\$142 million

Top Goods Exports to China, 2023

1. Pharmaceuticals & medicines	\$1.3 billion
2. Semiconductors & components	\$140 million
3. Computer equipment	\$33 million
4. Misc. crops	\$11 million
5. Nonferrous metal products	\$8.7 million

Top Services Exports to China, 2022

1. Education	\$130 million
2. Royalties from industrial processes	\$51 million
3. Software distribution royalties	\$12 million
4. Computer software services	\$5.0 million
5. R&D and testing services	\$5.0 million

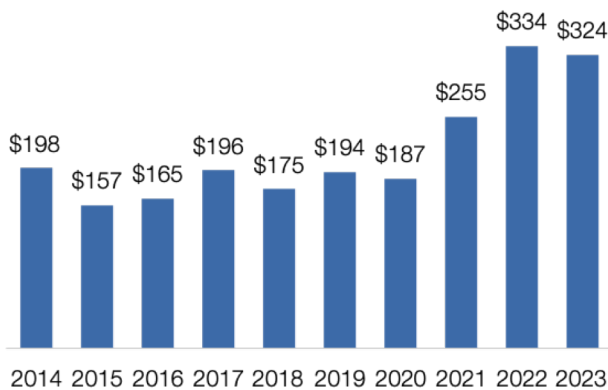
21% of NC-4 global goods exports went to China in 2023

7% of NC-4 global services exports went to China in 2022

North Carolina's 5th District Exports to China

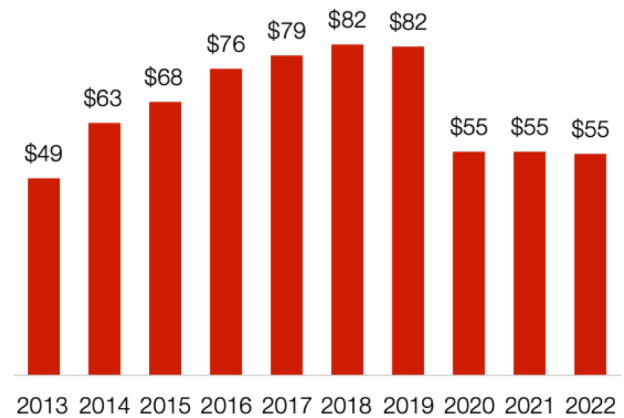
North Carolina's 5th District goods and services exports to China supported **1,780** American jobs in 2022.

Goods (\$ million)



Change (2022-2023): **-3%** ↓

Services (\$ million)



Change (2021-2022): **-1%** ↓

Top Goods Export Markets, 2023

1. Canada	\$531 million
2. China	\$324 million
3. Mexico	\$316 million
4. France	\$172 million
5. Honduras	\$139 million

Top Goods Exports to China, 2023

1. Pharmaceuticals & medicines	\$126 million
2. Misc. crops	\$36 million
3. Oilseeds & grains	\$27 million
4. Meat products	\$25 million
5. Nonmetallic minerals	\$19 million

12% of NC-5 global goods exports went to China in 2023

Top Services Export Markets, 2022

1. United Kingdom	\$118 million
2. Canada	\$94 million
3. Ireland	\$84 million
4. Mexico	\$65 million
6. China	\$55 million

Top Services Exports to China, 2022

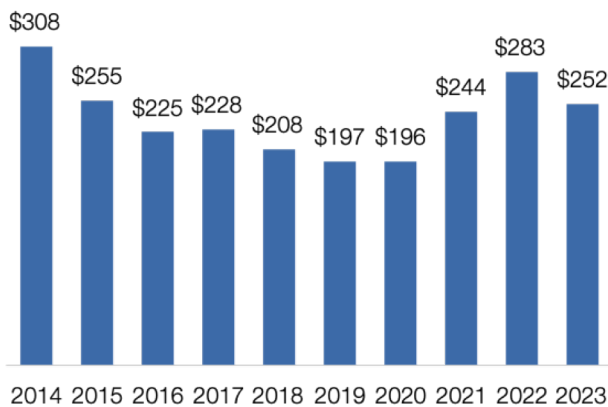
1. Education	\$21 million
2. Royalties from industrial processes	\$6.7 million
3. Misc. financial services	\$6.6 million
4. Misc. business, prof. & tech. services	\$2.9 million
5. Personal travel & tourism	\$2.5 million

5% of NC-5 global services exports went to China in 2022

North Carolina's 6th District Exports to China

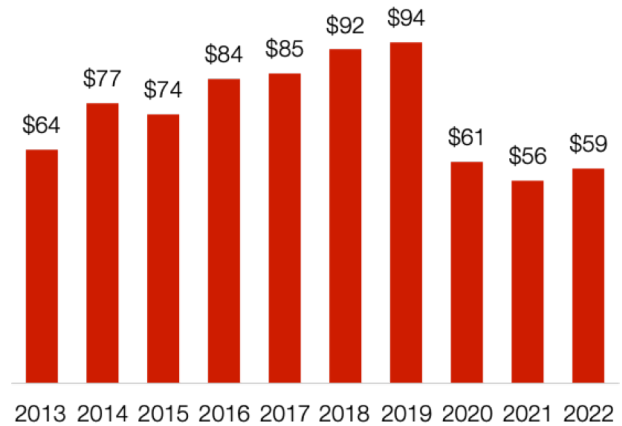
North Carolina's 6th District goods and services exports to China supported **1,280** American jobs in 2022.

Goods (\$ million)



Change (2022-2023): **-11%** ↓

Services (\$ million)



Growth (2021-2022): **+6%** ↑

Top Goods Export Markets, 2023

1. Canada	\$642 million
2. Mexico	\$594 million
3. France	\$283 million
4. China	\$252 million
5. Saudi Arabia	\$134 million

Top Goods Exports to China, 2023

1. Pharmaceuticals & medicines	\$62 million
2. Semiconductors & components	\$58 million
3. Basic chemicals	\$16 million
4. Misc. general purpose machinery	\$14 million
5. Resins & synthetic fibers	\$10 million

7% of NC-6 global goods exports went to China in 2023

Top Services Export Markets, 2022

1. Ireland	\$134 million
2. Switzerland	\$120 million
3. Canada	\$117 million
4. United Kingdom	\$109 million
7. China	\$59 million

Top Services Exports to China, 2022

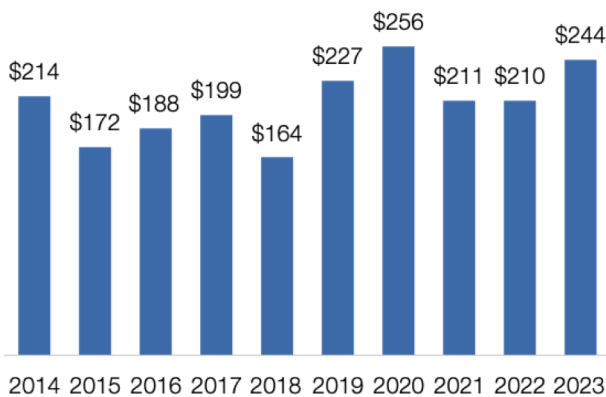
1. Royalties from industrial processes	\$22 million
2. Education	\$10 million
3. Misc. business, prof. & tech. services	\$4.3 million
4. Misc. financial services	\$3.7 million
5. Personal travel & tourism	\$2.8 million

4% of NC-6 global services exports went to China in 2022

North Carolina's 7th District Exports to China

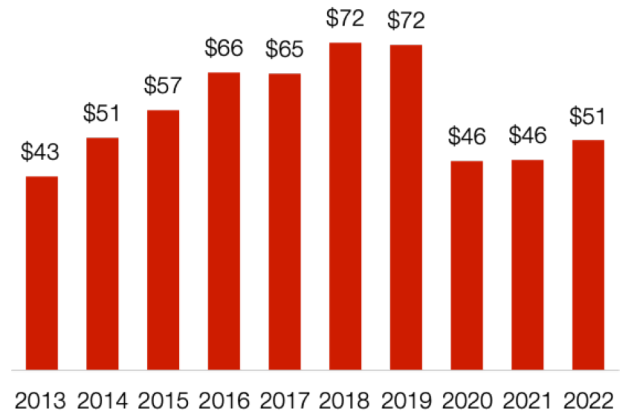
North Carolina's 7th District goods and services exports to China supported **1,340** American jobs in 2022.

Goods (\$ million)



Growth (2022-2023): **+16%** ↑

Services (\$ million)



Growth (2021-2022): **+9%** ↑

Top Goods Export Markets, 2023

1. Mexico	\$347 million
2. Canada	\$247 million
3. China	\$244 million
4. France	\$117 million
5. Korea	\$92 million

Top Services Export Markets, 2022

1. Ireland	\$132 million
2. United Kingdom	\$106 million
3. Switzerland	\$98 million
4. Canada	\$86 million
8. China	\$51 million

Top Goods Exports to China, 2023

1. Meat products	\$86 million
2. Oilseeds & grains	\$35 million
3. Pharmaceuticals & medicines	\$25 million
4. Pulp & paperboard mill products	\$22 million
5. Glass & glass products	\$19 million

Top Services Exports to China, 2022

1. Education	\$7.8 million
2. Ocean freight & port services	\$6.0 million
3. Royalties from industrial processes	\$5.2 million
4. Software distribution royalties	\$4.6 million
5. Credit-related services	\$4.3 million

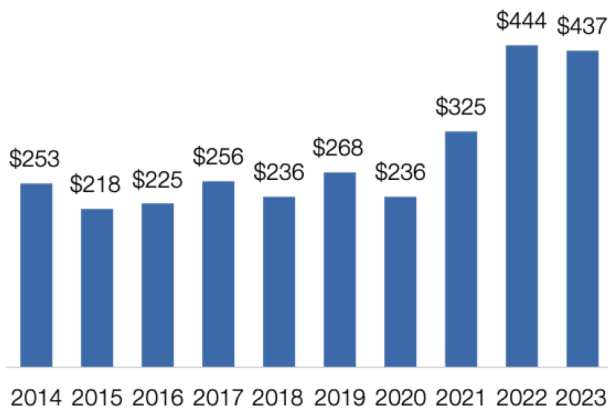
12% of NC-7 global goods exports went to China in 2023

4% of NC-7 global services exports went to China in 2022

North Carolina's 8th District Exports to China

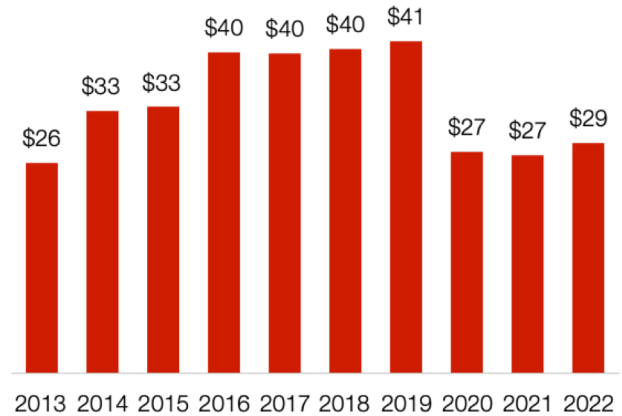
North Carolina's 8th District goods and services exports to China supported **1,920** American jobs in 2022.

Goods (\$ million)



Change (2022-2023): **-2%** ↓

Services (\$ million)



Growth (2021-2022): **+6%** ↑

Top Goods Export Markets, 2023

1. Canada	\$597 million
2. China	\$437 million
3. Mexico	\$378 million
4. France	\$144 million
5. United Kingdom	\$124 million

Top Goods Exports to China, 2023

1. Pharmaceuticals & medicines	\$166 million
2. Nonmetallic minerals	\$58 million
3. Oilseeds & grains	\$26 million
4. Meat products	\$26 million
5. Pulp & paperboard mill products	\$25 million

14% of NC-8 global goods exports went to China in 2023

Top Services Export Markets, 2022

1. Ireland	\$68 million
2. Switzerland	\$60 million
3. United Kingdom	\$47 million
4. Canada	\$45 million
6. China	\$29 million

Top Services Exports to China, 2022

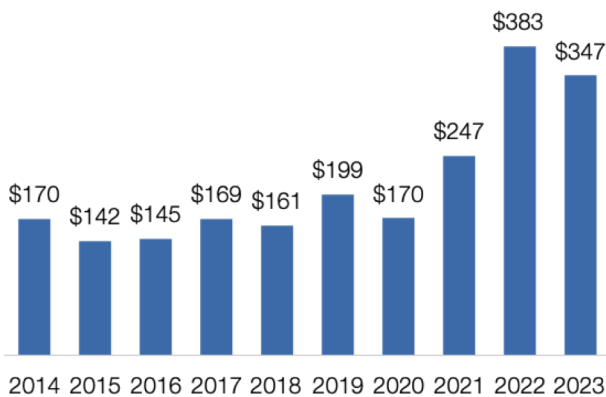
1. Royalties from industrial processes	\$10 million
2. Education	\$4.1 million
3. Equip. installation & maintenance	\$2.6 million
4. Misc. business, prof. & tech. services	\$1.8 million
5. Personal travel & tourism	\$1.7 million

4% of NC-8 global services exports went to China in 2022

North Carolina's 9th District Exports to China

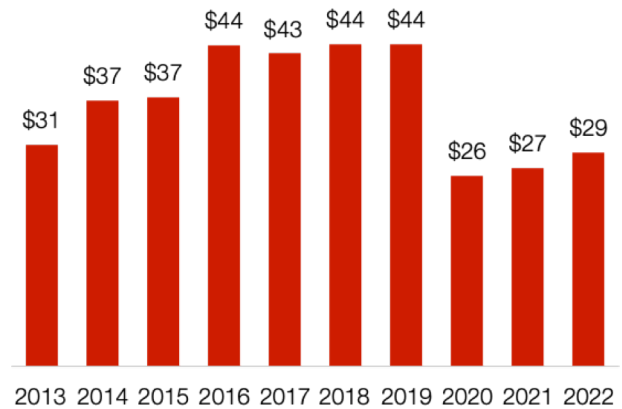
North Carolina's 9th District goods and services exports to China supported **1,450** American jobs in 2022.

Goods (\$ million)



Change (2022-2023): **-10%** ↓

Services (\$ million)



Growth (2021-2022): **+8%** ↑

Top Goods Export Markets, 2023

1. Canada	\$510 million
2. Mexico	\$349 million
3. China	\$347 million
4. France	\$137 million
5. Honduras	\$83 million

Top Services Export Markets, 2022

1. Ireland	\$118 million
2. Switzerland	\$82 million
3. United Kingdom	\$67 million
4. Canada	\$66 million
10. China	\$29 million

Top Goods Exports to China, 2023

1. Pharmaceuticals & medicines	\$193 million
2. Nonmetallic minerals	\$19 million
3. Resins & synthetic fibers	\$16 million
4. Oilseeds & grains	\$14 million
5. Plastics products	\$14 million

Top Services Exports to China, 2022

1. Royalties from industrial processes	\$8.2 million
2. Business mgmt. & consulting	\$3.4 million
3. Misc. business, prof. & tech. services	\$2.5 million
4. Credit-related services	\$2.2 million
5. Personal travel & tourism	\$2.2 million

13% of NC-9 global goods exports went to China in 2023

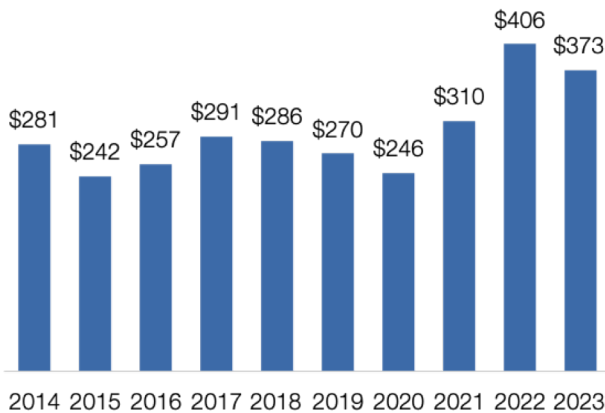
3% of NC-9 global services exports went to China in 2022



North Carolina's 10th District Exports to China

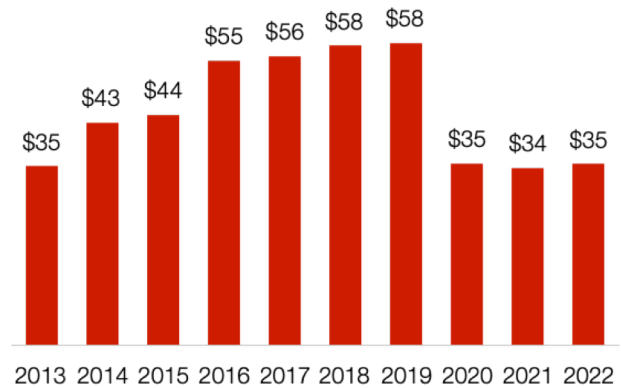
North Carolina's 10th District goods and services exports to China supported **1,800** American jobs in 2022.

Goods (\$ million)



Change (2022-2023): **-8%** ↓

Services (\$ million)



Growth (2021-2022): **+2%** ↑

Top Goods Export Markets, 2023

1. Canada	\$991 million
2. Mexico	\$774 million
3. China	\$373 million
4. France	\$215 million
5. Honduras	\$127 million

Top Goods Exports to China, 2023

1. Pharmaceuticals & medicines	\$113 million
2. Pulp & paperboard mill products	\$26 million
3. Plastics products	\$26 million
4. Nonmetallic minerals	\$23 million
5. Electrical equipment & components	\$21 million

9% of NC-10 global goods exports went to China in 2023

Top Services Export Markets, 2022

1. Ireland	\$102 million
2. Switzerland	\$91 million
3. Canada	\$72 million
4. United Kingdom	\$69 million
9. China	\$35 million

Top Services Exports to China, 2022

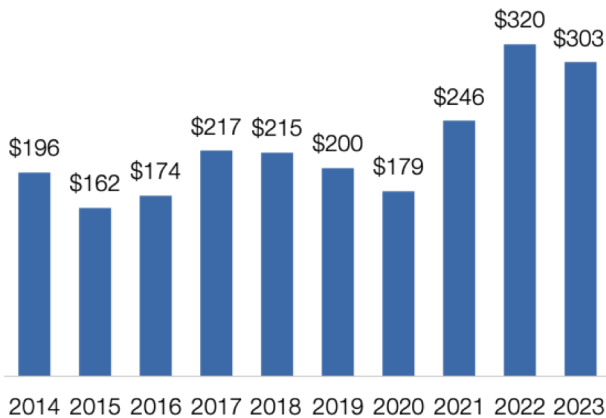
1. Royalties from industrial processes	\$14 million
2. Misc. business, prof. & tech. services	\$3.8 million
3. Credit-related services	\$2.9 million
4. Personal travel & tourism	\$2.8 million
5. Trademark royalties	\$2.1 million

4% of NC-10 global services exports went to China in 2022

North Carolina's 11th District Exports to China

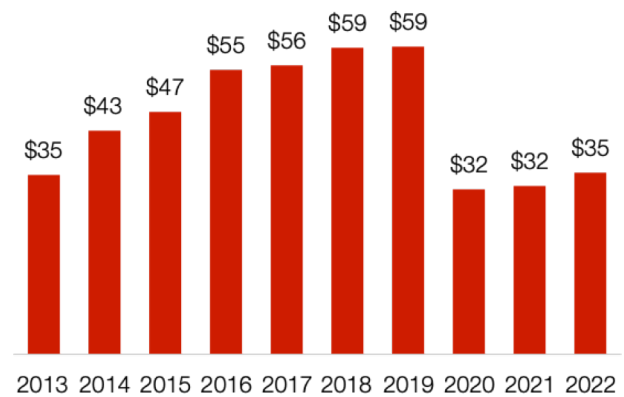
North Carolina's 11th District goods and services exports to China supported **1,490** American jobs in 2022.

Goods (\$ million)



Change (2022-2023): **-5%** ↓

Services (\$ million)



Growth (2021-2022): **+8%** ↑

Top Goods Export Markets, 2023

1. Canada	\$532 million
2. Mexico	\$471 million
3. China	\$303 million
4. France	\$193 million
5. United Kingdom	\$97 million

Top Goods Exports to China, 2023

1. Pharmaceuticals & medicines	\$99 million
2. Pulp & paperboard mill products	\$60 million
3. Misc. crops	\$23 million
4. Electrical equipment	\$18 million
5. Nonmetallic minerals	\$17 million

10% of NC-11 global goods exports went to China in 2023

Top Services Export Markets, 2022

1. Ireland	\$102 million
2. United Kingdom	\$83 million
3. Canada	\$81 million
4. Switzerland	\$73 million
9. China	\$35 million

Top Services Exports to China, 2022

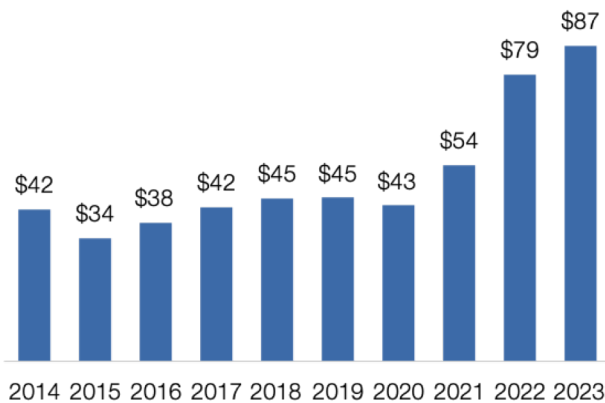
1. Royalties from industrial processes	\$8.1 million
2. Personal travel & tourism	\$3.3 million
3. Education	\$2.7 million
4. Misc. personal & recreational	\$2.6 million
5. Business mgmt. & consulting	\$2.4 million

4% of NC-11 global services exports went to China in 2022

North Carolina's 12th District Exports to China

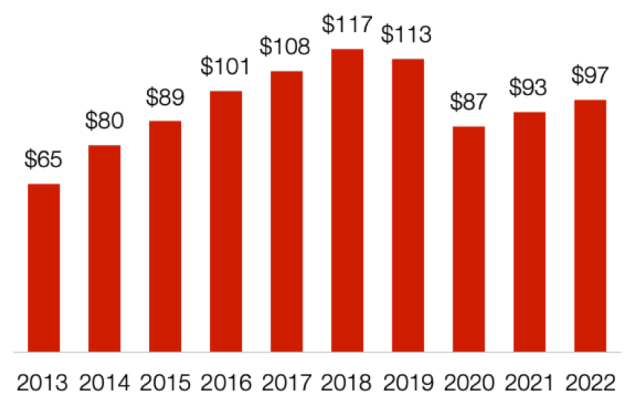
North Carolina's 12th District goods and services exports to China supported **840** American jobs in 2022.

Goods (\$ million)



Growth (2022-2023): +10% ↑

Services (\$ million)



Growth (2021-2022): +5% ↑

Top Goods Export Markets, 2023

1. Canada	\$277 million
2. Mexico	\$212 million
3. China	\$87 million
4. Germany	\$31 million
5. France	\$27 million

Top Goods Exports to China, 2023

1. Pharmaceuticals & medicines	\$27 million
2. Nonmetallic minerals	\$21 million
3. Glass & glass products	\$6.0 million
4. Basic chemicals	\$4.9 million
5. Plastics products	\$4.7 million

9% of NC-12 global goods exports went to China in 2023

Top Services Export Markets, 2022

1. United Kingdom	\$281 million
2. Ireland	\$225 million
3. Canada	\$192 million
4. U.K. Caribbean	\$156 million
8. China	\$97 million

Top Services Exports to China, 2022

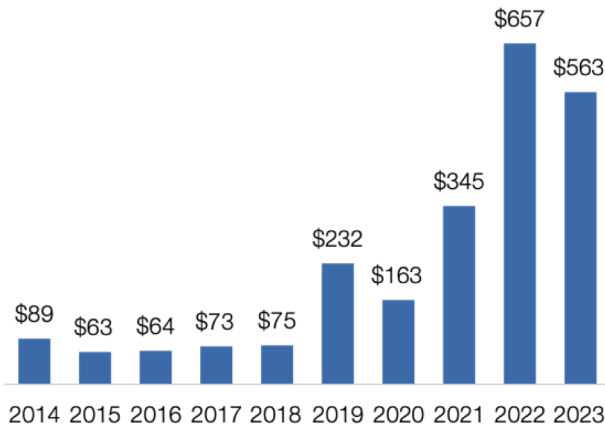
1. Education	\$23 million
2. Misc. financial services	\$16 million
3. Credit-related services	\$9.4 million
4. Software distribution royalties	\$8.2 million
5. Business mgmt. & consulting	\$7.1 million

4% of NC-12 global services exports went to China in 2022

North Carolina's 13th District Exports to China

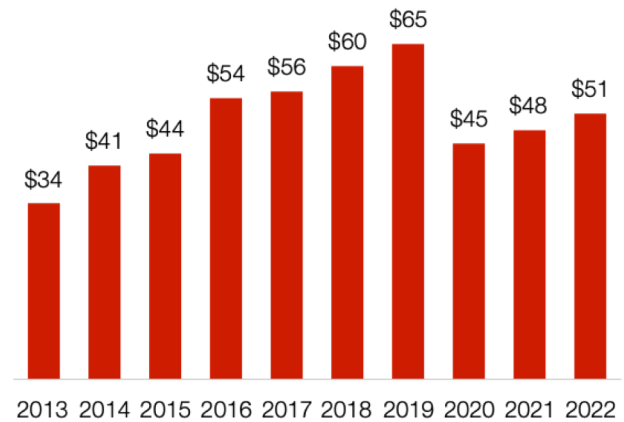
North Carolina's 13th District goods and services exports to China supported **2,100** American jobs in 2022.

Goods (\$ million)



Change (2022-2023): **-14%** ↓

Services (\$ million)



Growth (2021-2022): **+7%** ↑

Top Goods Export Markets, 2023

1. China	\$563 million
2. Canada	\$312 million
3. Mexico	\$165 million
4. Spain	\$134 million
5. Ireland	\$113 million

Top Goods Exports to China, 2023

1. Pharmaceuticals & medicines	\$485 million
2. Oilseeds & grains	\$24 million
3. Nonmetallic minerals	\$13 million
4. Meat products	\$7.0 million
5. Electrical equipment	\$5.5 million

24% of NC-13 global goods exports went to China in 2023

Top Services Export Markets, 2022

1. Ireland	\$231 million
2. Switzerland	\$146 million
3. United Kingdom	\$106 million
4. Canada	\$99 million
10. China	\$51 million

Top Services Exports to China, 2022

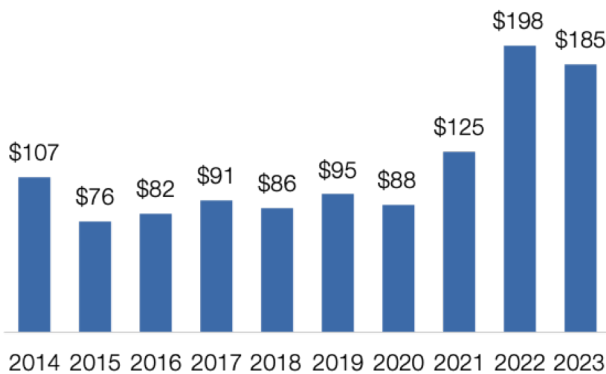
1. Royalties from industrial processes	\$15 million
2. Software distribution royalties	\$6.9 million
3. Education	\$4.5 million
4. Business mgmt. & consulting	\$3.4 million
5. Computer software services	\$3.4 million

4% of NC-13 global services exports went to China in 2022

North Carolina's 14th District Exports to China

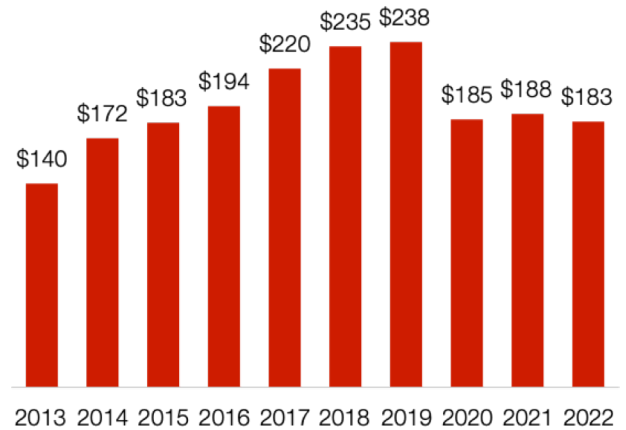
North Carolina's 14th District goods and services exports to China supported **1,430** American jobs in 2022.

Goods (\$ million)



Change (2022-2023): **-7%** ↓

Services (\$ million)



Change (2021-2022): **-3%** ↓

Top Goods Export Markets, 2023

1. Canada	\$785 million
2. Mexico	\$524 million
3. China	\$185 million
4. Honduras	\$134 million
5. France	\$85 million

Top Goods Exports to China, 2023

1. Pharmaceuticals & medicines	\$110 million
2. Nonmetallic minerals	\$9.9 million
3. Misc. general purpose machinery	\$9.9 million
4. Resins & synthetic fibers	\$8.9 million
5. Plastics products	\$5.3 million

7% of NC-14 global goods exports went to China in 2023

Top Services Export Markets, 2022

1. United Kingdom	\$721 million
2. Ireland	\$467 million
3. Canada	\$432 million
4. U.K. Caribbean	\$376 million
9. China	\$183 million

Top Services Exports to China, 2022

1. Misc. financial services	\$43 million
2. Credit-related services	\$43 million
3. Business mgmt. & consulting	\$14 million
4. Software distribution royalties	\$13 million
5. Bank lending-related services	\$12 million

3% of NC-14 global services exports went to China in 2022