

North Dakota's Exports to China

North Dakota's goods and services exports to China supported **8,160** American jobs in 2022.

Goods

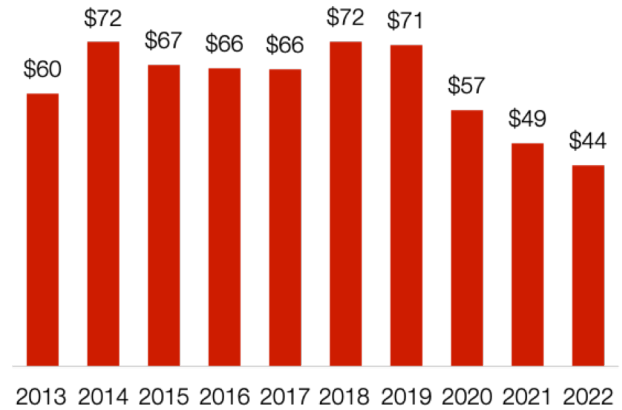
(\$ billion)



Change (2022-2023): **-21%** ↓

Services

(\$ million)



Change (2021-2022): **-10%** ↓

Top Goods Export Markets, 2023

1. Canada	\$5.9 billion
2. China	\$905 million
3. Mexico	\$660 million
4. Japan	\$278 million
5. Australia	\$215 million

Top Services Export Markets, 2022

1. Canada	\$304 million
2. United Kingdom	\$79 million
3. China	\$44 million
4. Ireland	\$40 million
5. Mexico	\$38 million

Top Goods Exports to China, 2023

1. Oilseeds & grains	\$882 million
2. Ag. & construction machinery	\$9.3 million
3. Misc. fabricated metal products	\$2.4 million
4. Pharmaceuticals & medicines	\$2.2 million
5. Aerospace products & parts	\$1.7 million

Top Services Exports to China, 2022

1. Education	\$14 million
2. Misc. financial services	\$5.3 million
3. Operational leasing	\$4.9 million
4. Misc. freight & port services	\$4.3 million
5. Trademark royalties	\$3.4 million

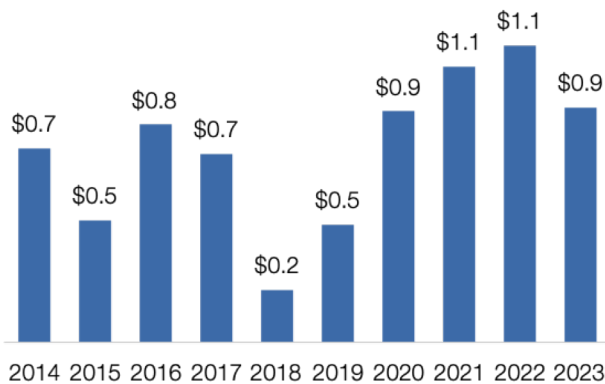
9% of North Dakota's global goods exports went to China in 2023

5% of North Dakota's global services exports went to China in 2022

North Dakota's At-Large District Exports to China

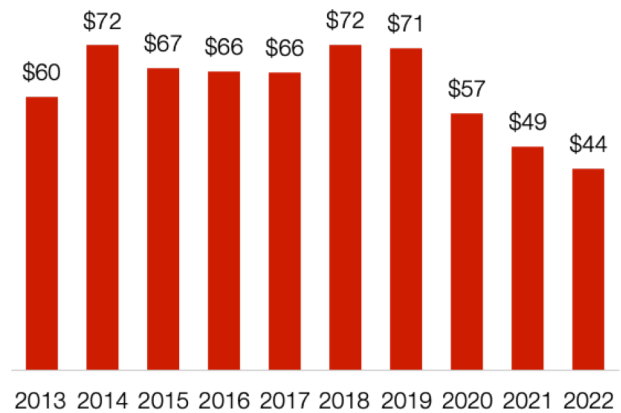
North Dakota's At-Large District goods and services exports to China supported **8,160** American jobs in 2022.

Goods (\$ billion)



Change (2022-2023): **-21%** ↓

Services (\$ million)



Change (2021-2022): **-10%** ↓

Top Goods Export Markets, 2023

1. Canada	\$5.9 billion
2. China	\$905 million
3. Mexico	\$660 million
4. Japan	\$278 million
5. Australia	\$215 million

Top Services Export Markets, 2022

1. Canada	\$304 million
2. United Kingdom	\$79 million
3. China	\$44 million
4. Ireland	\$40 million
5. Mexico	\$38 million

Top Goods Exports to China, 2023

1. Oilseeds & grains	\$882 million
2. Ag. & construction machinery	\$9.3 million
3. Misc. fabricated metal products	\$2.4 million
4. Pharmaceuticals & medicines	\$2.2 million
5. Aerospace products & parts	\$1.7 million

Top Services Exports to China, 2022

1. Education	\$14 million
2. Misc. financial services	\$5.3 million
3. Operational leasing	\$4.9 million
4. Misc. freight & port services	\$4.3 million
5. Trademark royalties	\$3.4 million

9% of ND-AL global goods exports went to China in 2023

5% of ND-AL global services exports went to China in 2022