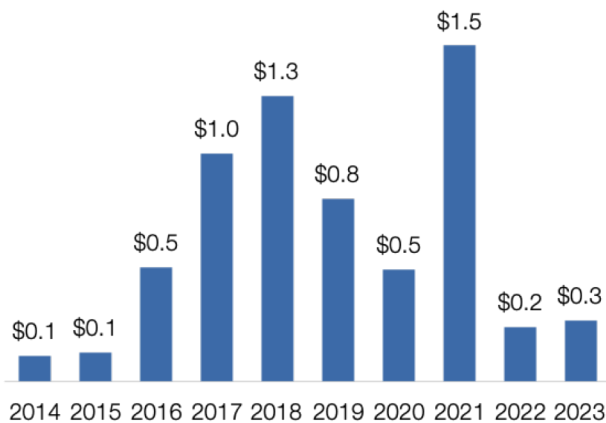


New Mexico's Exports to China

New Mexico's goods and services exports to China supported **1,630** American jobs in 2022.

Goods

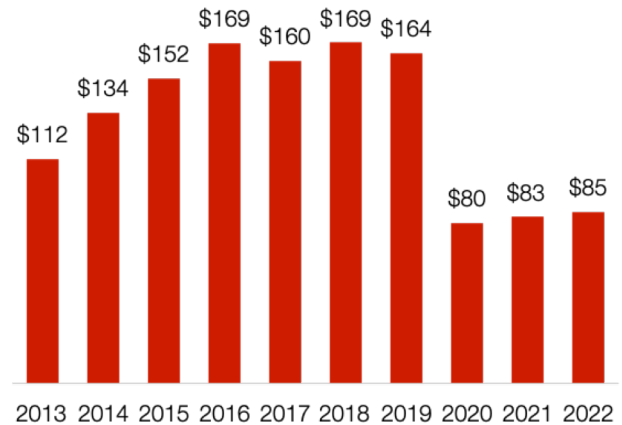
(\$ billion)



Growth (2022-2023): **+12%** ↑

Services

(\$ million)



Growth (2021-2022): **+3%** ↑

Top Goods Export Markets, 2023

1. Mexico	\$3.4 billion
2. China	\$271 million
3. Colombia	\$203 million
4. Canada	\$185 million
5. United Kingdom	\$74 million

Top Goods Exports to China, 2023

1. Aerospace products & parts	\$130 million
2. Semiconductors & components	\$33 million
3. Scrap products	\$25 million
4. Medical equipment & supplies	\$17 million
5. Oilseeds & grains	\$8.8 million

Top Services Export Markets, 2022

1. United Kingdom	\$239 million
2. Ireland	\$216 million
3. Canada	\$203 million
4. Mexico	\$163 million
9. China	\$85 million

Top Services Exports to China, 2022

1. Education	\$23 million
2. Personal travel & tourism	\$7.9 million
3. Audio/visual services	\$7.6 million
4. Misc. personal & recreational	\$5.7 million
5. Equip. installation & maintenance	\$5.6 million

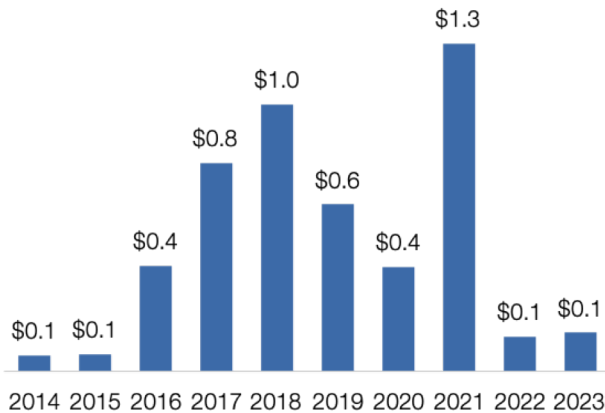
6% of New Mexico's global goods exports went to China in 2023

4% of New Mexico's global services exports went to China in 2022

New Mexico's 1st District Exports to China

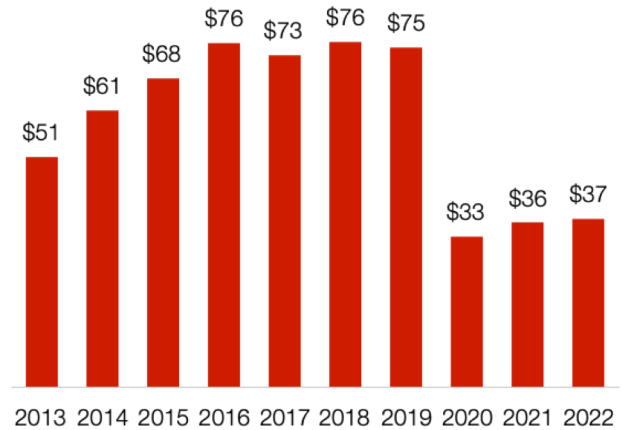
New Mexico's 1st District goods and services exports to China supported **820** American jobs in 2022.

Goods (\$ billion)



Growth (2022-2023): +11% ↑

Services (\$ million)



Growth (2021-2022): +2% ↑

Top Goods Export Markets, 2023

1. Mexico	\$2.2 billion
2. China	\$149 million
3. Colombia	\$106 million
4. Canada	\$77 million
5. Taiwan	\$52 million

Top Goods Exports to China, 2023

1. Aerospace products & parts	\$70 million
2. Semiconductors & components	\$30 million
3. Medical equipment & supplies	\$12 million
4. Scrap products	\$11 million
5. Computer equipment	\$6.8 million

5% of NM-1 global goods exports went to China in 2023

Top Services Export Markets, 2022

1. Ireland	\$138 million
2. United Kingdom	\$109 million
3. Singapore	\$94 million
4. Canada	\$90 million
9. China	\$37 million

Top Services Exports to China, 2022

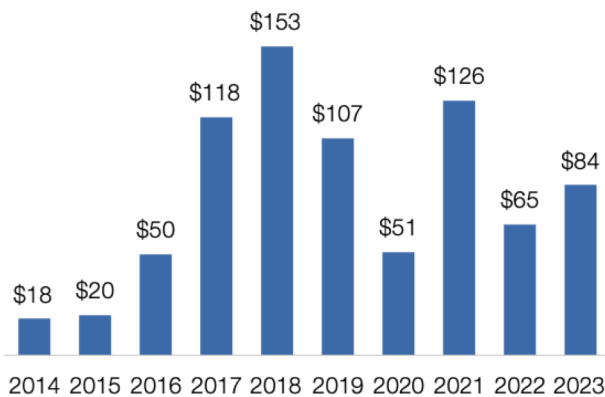
1. Education	\$12 million
2. Personal travel & tourism	\$3.6 million
3. Misc. personal & recreational	\$3.1 million
4. Misc. business, prof. & tech. services	\$3.0 million
5. Audio/visual services	\$2.5 million

3% of NM-1 global services exports went to China in 2022

New Mexico's 2nd District Exports to China

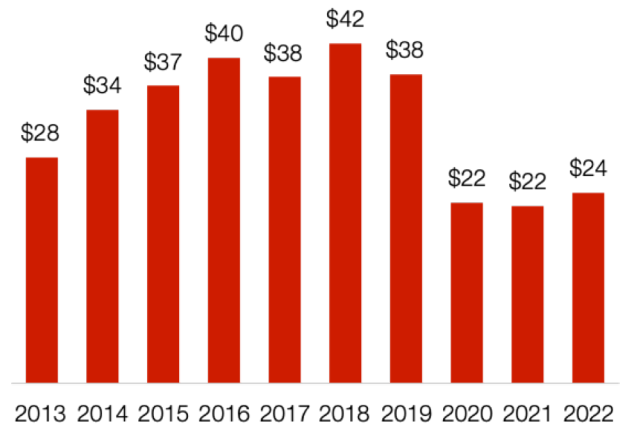
New Mexico's 2nd District goods and services exports to China supported **470** American jobs in 2022.

Goods (\$ million)



Growth (2022-2023): **+30%** ↑

Services (\$ million)



Growth (2021-2022): **+8%** ↑

Top Goods Export Markets, 2023

1. Mexico	\$692 million
2. Colombia	\$93 million
3. China	\$84 million
4. Canada	\$69 million
5. United Kingdom	\$28 million

Top Goods Exports to China, 2023

1. Aerospace products & parts	\$60 million
2. Medical equipment & supplies	\$3.8 million
3. Magnetic & optical media	\$2.3 million
4. Communications equipment	\$2.2 million
5. Animal foods	\$2.0 million

7% of NM-2 global goods exports went to China in 2023

Top Services Export Markets, 2022

1. United Kingdom	\$48 million
2. Canada	\$44 million
3. Mexico	\$40 million
4. China	\$24 million
5. India	\$21 million

Top Services Exports to China, 2022

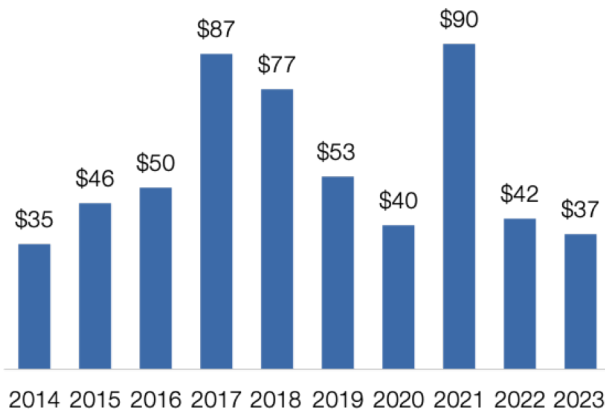
1. Education	\$8.9 million
2. Equip. installation & maintenance	\$1.8 million
3. Operational leasing	\$1.7 million
4. Audio/visual services	\$1.7 million
5. Personal travel & tourism	\$1.7 million

5% of NM-2 global services exports went to China in 2022

New Mexico's 3rd District Exports to China

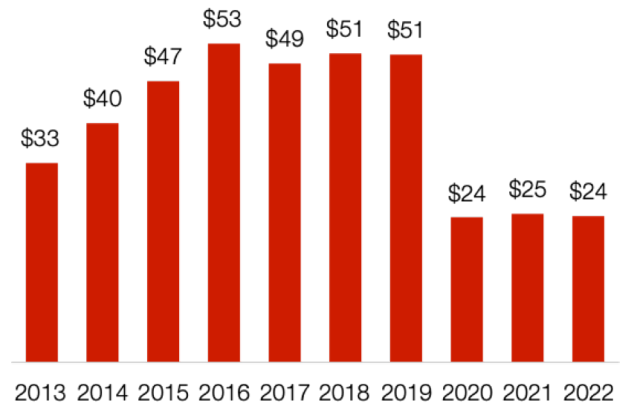
New Mexico's 3rd District goods and services exports to China supported **340** American jobs in 2022.

Goods (\$ million)



Change (2022-2023): **-11%** ↓

Services (\$ million)



Change (2021-2022): **-1%** ↓

Top Goods Export Markets, 2023

1. Mexico	\$568 million
2. Canada	\$39 million
3. China	\$37 million
4. Korea	\$19 million
5. Poland	\$11 million

Top Services Export Markets, 2022

1. United Kingdom	\$82 million
2. Canada	\$69 million
3. Ireland	\$60 million
4. Mexico	\$54 million
11. China	\$24 million

Top Goods Exports to China, 2023

1. Scrap products	\$12 million
2. Oilseeds & grains	\$7.3 million
3. Dairy products	\$4.1 million
4. Misc. chemical preparations	\$2.2 million
5. Magnetic & optical media	\$1.5 million

Top Services Exports to China, 2022

1. Audio/visual services	\$3.5 million
2. Equip. installation & maintenance	\$3.1 million
3. Education	\$3.1 million
4. Personal travel & tourism	\$2.6 million
5. Misc. personal & recreational	\$1.9 million

5% of NM-3 global goods exports went to China in 2023

3% of NM-3 global services exports went to China in 2022

