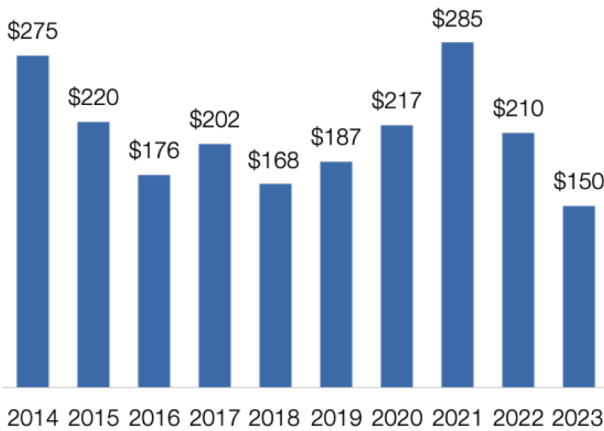


# Vermont's Exports to China

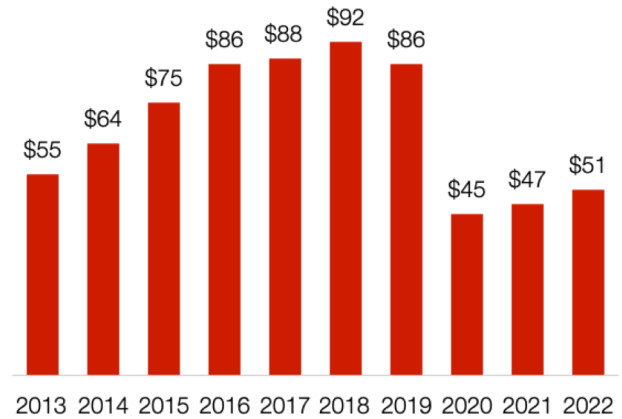
Vermont's goods and services exports to China supported **890** American jobs in 2022.

## Goods (\$ million)



Change (2022-2023): **-29%** ↓

## Services (\$ million)



Growth (2021-2022): **+9%** ↑

### Top Goods Export Markets, 2023

1. Canada	\$673 million
2. Taiwan	\$218 million
3. China	\$150 million
4. Germany	\$107 million
5. Korea	\$86 million

### Top Services Export Markets, 2022

1. Canada	\$165 million
2. Ireland	\$104 million
3. United Kingdom	\$96 million
4. Switzerland	\$72 million
6. China	\$51 million

### Top Goods Exports to China, 2023

1. Semiconductors & components	\$83 million
2. Navigational & meas. instruments	\$10 million
3. Comm. & serv. industry machinery	\$8.6 million
4. Sawmill & wood products	\$6.6 million
5. Resins & synthetic fibers	\$4.7 million

### Top Services Exports to China, 2022

1. Education	\$20 million
2. Misc. personal & recreational	\$4.1 million
3. Royalties from industrial processes	\$3.9 million
4. Business mgmt. & consulting	\$3.9 million
5. Personal travel & tourism	\$3.5 million

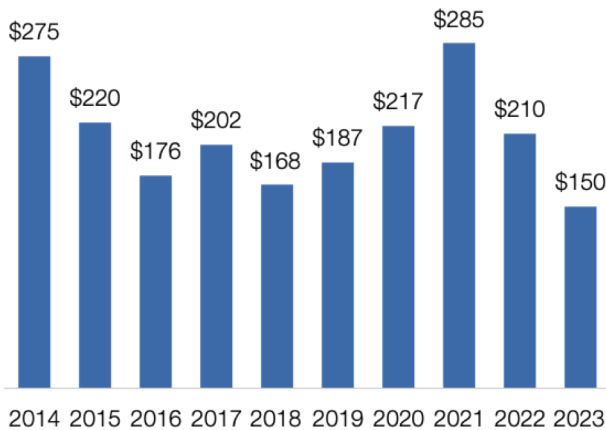
**8%** of Vermont's global goods exports went to China in 2023

**4%** of Vermont's global services exports went to China in 2022

# Vermont's At-Large District Exports to China

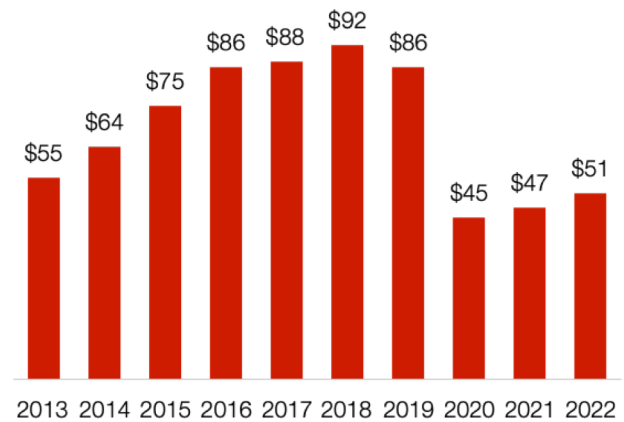
Vermont's At-Large District goods and services exports to China supported **890** American jobs in 2022.

## Goods (\$ million)



Change (2022-2023): **-29%** ↓

## Services (\$ million)



Growth (2021-2022): **+9%** ↑

### Top Goods Export Markets, 2023

1. Canada	\$673 million
2. Taiwan	\$218 million
3. China	\$150 million
4. Germany	\$107 million
5. Korea	\$86 million

### Top Services Export Markets, 2022

1. Canada	\$165 million
2. Ireland	\$104 million
3. United Kingdom	\$96 million
4. Switzerland	\$72 million
6. China	\$51 million

### Top Goods Exports to China, 2023

1. Semiconductors & components	\$83 million
2. Navigational & meas. instruments	\$10 million
3. Comm. & serv. industry machinery	\$8.6 million
4. Sawmill & wood products	\$6.6 million
5. Resins & synthetic fibers	\$4.7 million

### Top Services Exports to China, 2022

1. Education	\$20 million
2. Misc. personal & recreational	\$4.1 million
3. Royalties from industrial processes	\$3.9 million
4. Business mgmt. & consulting	\$3.9 million
5. Personal travel & tourism	\$3.5 million

**8%** of VT-AL global goods exports went to China in 2023

**4%** of VT-AL global services exports went to China in 2022