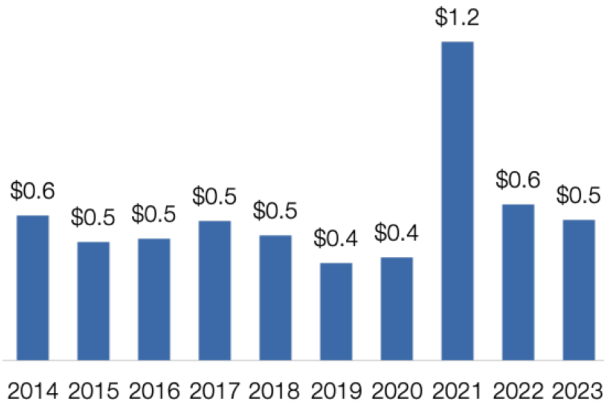


West Virginia's Exports to China

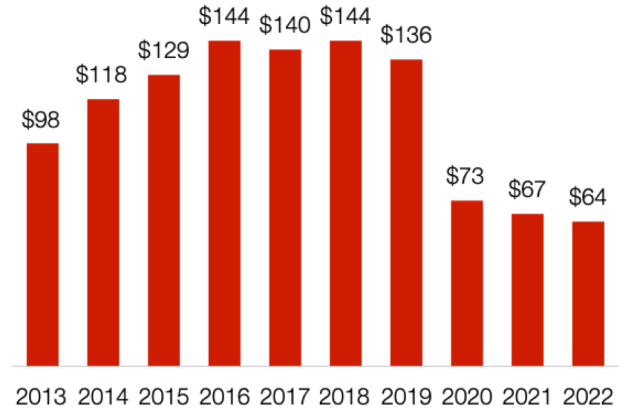
West Virginia's goods and services exports to China supported **2,460** American jobs in 2022.

Goods (\$ billion)



Change (2022-2023): **-10%** ↓

Services (\$ million)



Change (2021-2022): **-5%** ↓

Top Goods Export Markets, 2023

1. Canada	\$2.1 billion
2. China	\$544 million
3. Japan	\$376 million
4. Netherlands	\$290 million
5. Belgium	\$285 million

Top Goods Exports to China, 2023

1. Resins & synthetic fibers	\$197 million
2. Coal & petroleum gases	\$174 million
3. Sawmill & wood products	\$37 million
4. Basic chemicals	\$32 million
5. Nonferrous metal products	\$31 million

Top Services Export Markets, 2022

1. Canada	\$90 million
2. United Kingdom	\$88 million
3. Mexico	\$75 million
4. Ireland	\$65 million
5. China	\$64 million

Top Services Exports to China, 2022

1. Education	\$25 million
2. Royalties from industrial processes	\$9.6 million
3. Equip. installation & maintenance	\$5.4 million
4. Misc. personal & recreational	\$5.2 million
5. Trademark royalties	\$4.5 million

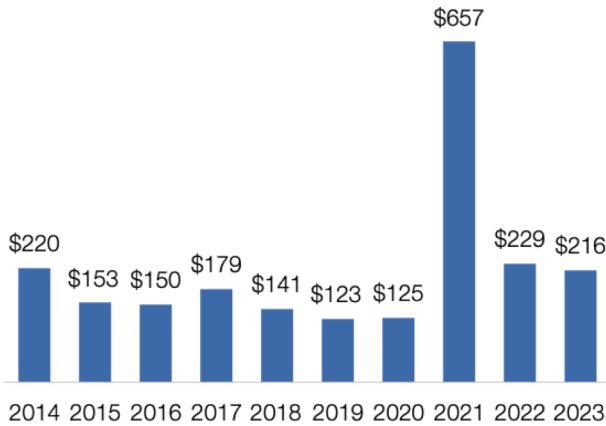
10% of West Virginia's global goods exports went to China in 2023

6% of West Virginia's global services exports went to China in 2022

West Virginia's 1st District Exports to China

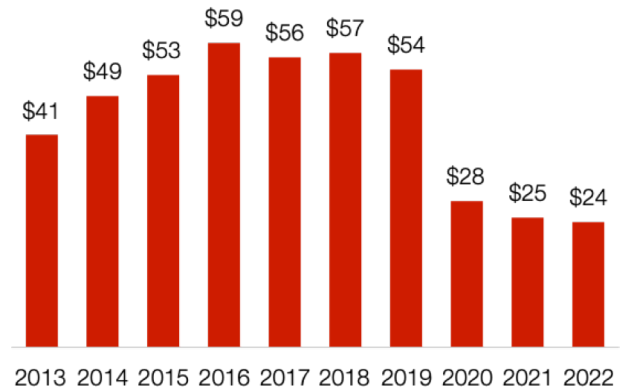
West Virginia's 1st District goods and services exports to China supported **1,040** American jobs in 2022.

Goods (\$ million)



Change (2022-2023): **-6%** ↓

Services (\$ million)



Change (2021-2022): **-4%** ↓

Top Goods Export Markets, 2023

1. Canada	\$1.4 billion
2. China	\$216 million
3. Japan	\$206 million
4. Netherlands	\$135 million
5. India	\$112 million

Top Services Export Markets, 2022

1. United Kingdom	\$43 million
2. Canada	\$43 million
3. Mexico	\$36 million
4. Ireland	\$26 million
6. China	\$24 million

Top Goods Exports to China, 2023

1. Coal & petroleum gases	\$124 million
2. Nonferrous metal products	\$18 million
3. Sawmill & wood products	\$17 million
4. Resins & synthetic fibers	\$15 million
5. Timber & logs	\$14 million

Top Services Exports to China, 2022

1. Education	\$6.2 million
2. Equip. installation & maintenance	\$3.3 million
3. Royalties from industrial processes	\$3.1 million
4. Misc. personal & recreational	\$2.3 million
5. Trademark royalties	\$2.1 million

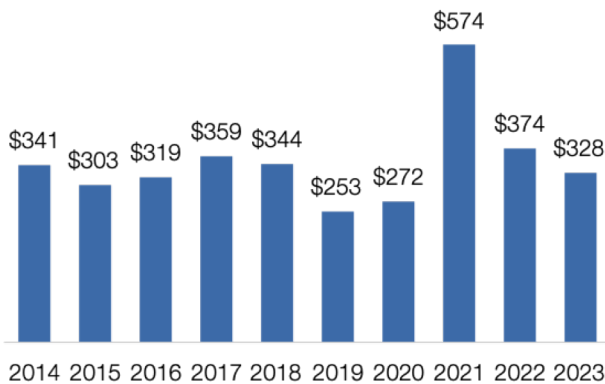
8% of WV-1 global goods exports went to China in 2023

5% of WV-1 global services exports went to China in 2022

West Virginia's 2nd District Exports to China

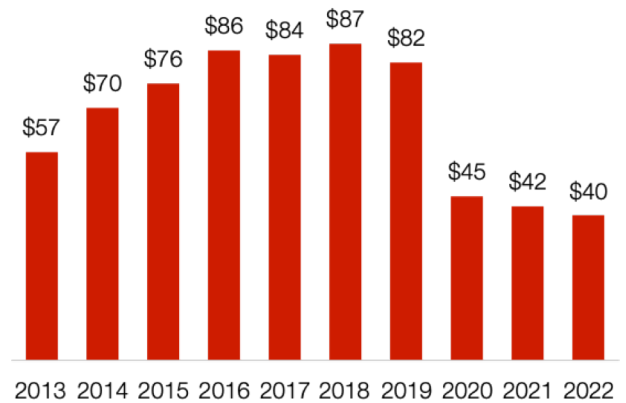
West Virginia's 2nd District goods and services exports to China supported **1,420** American jobs in 2022.

Goods (\$ million)



Change (2022-2023): **-12%** ↓

Services (\$ million)



Change (2021-2022): **-6%** ↓

Top Goods Export Markets, 2023

1. Canada	\$745 million
2. China	\$328 million
3. Mexico	\$191 million
4. Belgium	\$177 million
5. Japan	\$170 million

Top Services Export Markets, 2022

1. Canada	\$47 million
2. United Kingdom	\$45 million
3. China	\$40 million
4. Mexico	\$39 million
5. Ireland	\$39 million

Top Goods Exports to China, 2023

1. Resins & synthetic fibers	\$182 million
2. Coal & petroleum gases	\$50 million
3. Basic chemicals	\$20 million
4. Sawmill & wood products	\$20 million
5. Nonferrous metal products	\$14 million

Top Services Exports to China, 2022

1. Education	\$19 million
2. Royalties from industrial processes	\$6.4 million
3. Misc. personal & recreational	\$2.9 million
4. Trademark royalties	\$2.4 million
5. Personal travel & tourism	\$2.2 million

12% of WV-2 global goods exports went to China in 2023

7% of WV-2 global services exports went to China in 2022