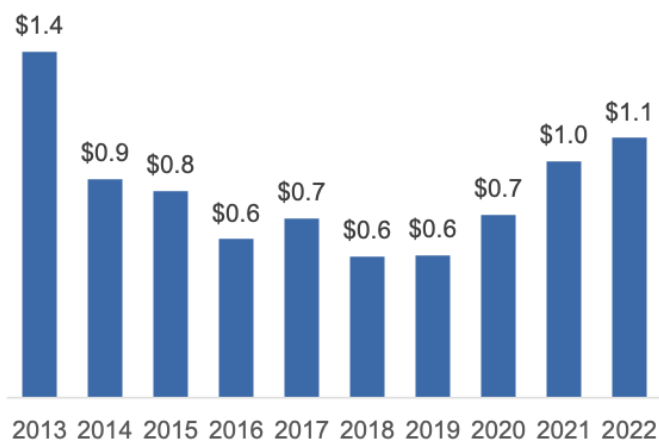


# Utah's Exports to China

*Utah's goods and services exports to China supported 8,040 American jobs in 2021.*

## Goods (\$ billion)



Growth (2021-2022): 10%

### Top Goods Export Markets, 2022

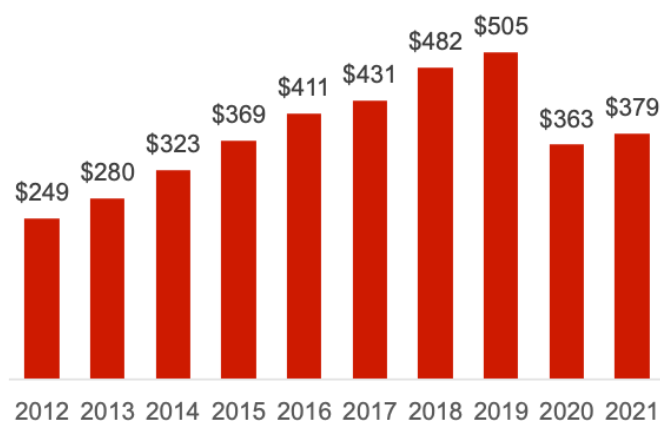
1. United Kingdom	\$7.1 billion
2. Canada	\$1.7 billion
3. Mexico	\$1.1 billion
4. China	\$1.1 billion
5. Japan	\$766 million

### Top Goods Exports to China, 2022

1. Meat products	\$288 million
2. Navigational & meas. instruments	\$139 million
3. Medical equipment & supplies	\$119 million
4. Pharmaceuticals & medicines	\$94 million
5. Misc. crops	\$79 million

*6% of Utah's global goods exports went to China in 2022*

## Services (\$ million)



Growth (2020-2021): 5%

### Top Services Export Markets, 2021

1. United Kingdom	\$865 million
2. Ireland	\$706 million
3. Canada	\$469 million
4. China	\$379 million
5. Switzerland	\$339 million

### Top Services Exports to China, 2021

1. Education	\$83 million
2. Credit-related services	\$63 million
3. Software distribution royalties	\$46 million
4. Misc. financial services	\$31 million
5. Royalties from industrial processes	\$24 million

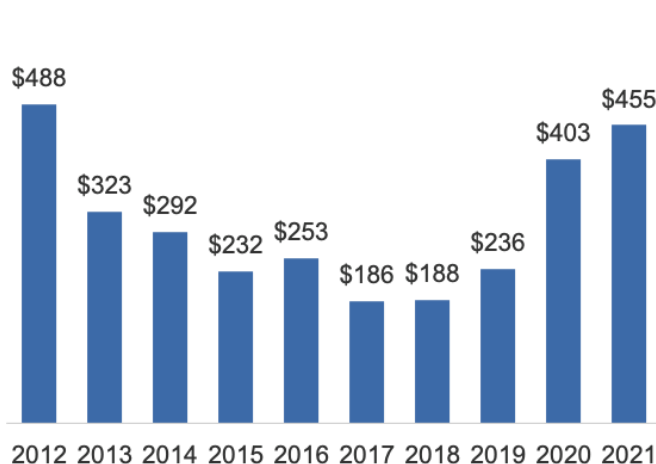
*5% of Utah's global services exports went to China in 2021*

# Utah's 1<sup>st</sup> District Exports to China

*Utah's 1<sup>st</sup> District goods and services exports to China supported 3,430 American jobs in 2021.*

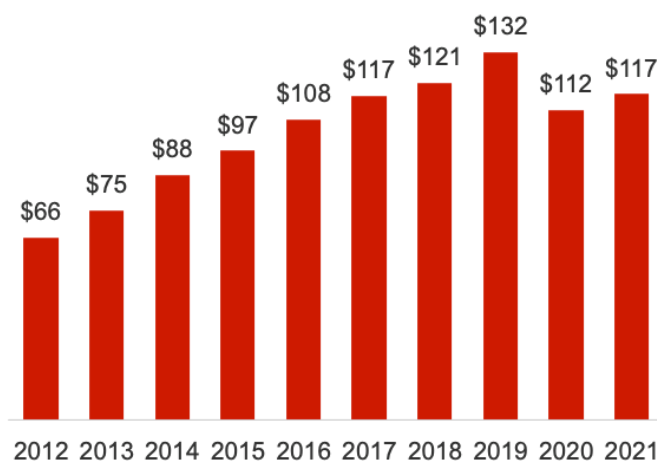
## Goods

(\$ million)



## Services

(\$ million)



Growth (2021-2022): 13%

Growth (2020-2021): 5%

### Top Goods Export Markets, 2022

1. United Kingdom	\$2.5 billion
2. Canada	\$628 million
3. Mexico	\$522 million
4. China	\$455 million
5. Japan	\$255 million

### Top Services Export Markets, 2021

1. Ireland	\$153 million
2. United Kingdom	\$139 million
3. China	\$117 million
4. Canada	\$100 million
5. Switzerland	\$76 million

### Top Goods Exports to China, 2022

1. Meat products	\$220 million
2. Navigational & meas. instruments	\$63 million
3. Medical equipment & supplies	\$26 million
4. Pharmaceuticals & medicines	\$22 million
5. Misc. crops	\$21 million

### Top Services Exports to China, 2021

1. Education	\$54 million
2. Misc. financial services	\$9.7 million
3. Software distribution royalties	\$9.3 million
4. Credit-related services	\$8.9 million
5. Misc. personal & recreational	\$6.5 million

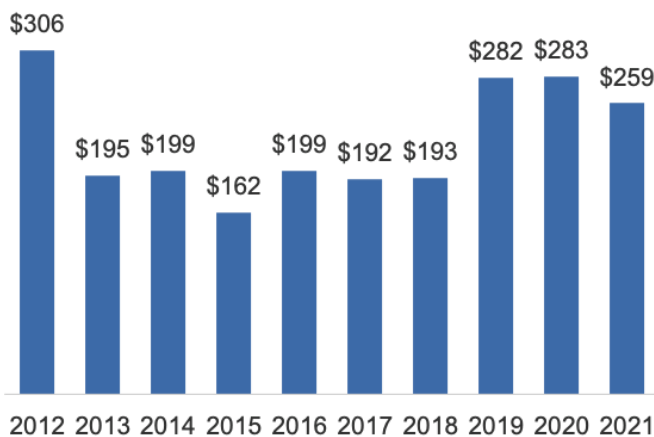
*8% of UT-1 global goods exports went to China in 2022*

*8% of UT-1 global services exports went to China in 2021*

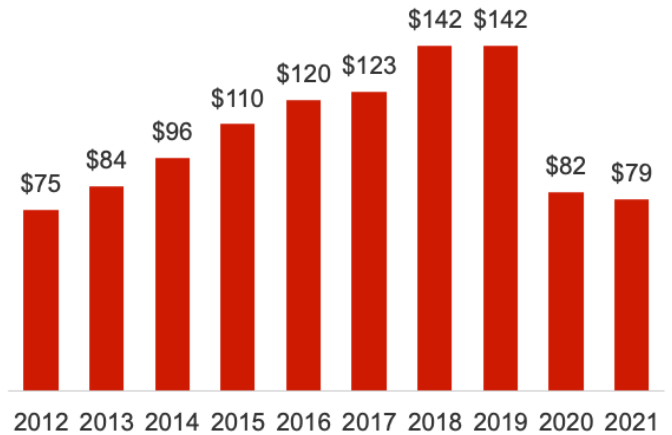
# Utah's 2<sup>nd</sup> District Exports to China

*Utah's 2<sup>nd</sup> District goods and services exports to China supported 2,010 American jobs in 2021.*

## Goods (\$ million)



## Services (\$ million)



Change (2021-2022): -8%

Change (2020-2021): -3%

### Top Goods Export Markets, 2022

1. United Kingdom	\$3.7 billion
2. Canada	\$498 million
3. Mexico	\$259 million
4. China	\$259 million
5. Japan	\$216 million

### Top Services Export Markets, 2021

1. United Kingdom	\$421 million
2. Mexico	\$130 million
3. Ireland	\$123 million
4. Canada	\$103 million
6. China	\$79 million

### Top Goods Exports to China, 2022

1. Navigational & meas. instruments	\$40 million
2. Medical equipment & supplies	\$30 million
3. Meat products	\$28 million
4. Misc. chemical preparations	\$25 million
5. Misc. crops	\$24 million

### Top Services Exports to China, 2021

1. Credit-related services	\$16 million
2. Education	\$11 million
3. Royalties from industrial processes	\$8.9 million
4. Misc. financial services	\$6.5 million
5. Equip. installation & maintenance	\$5.1 million

*4% of UT-2 global goods exports went to China in 2022*

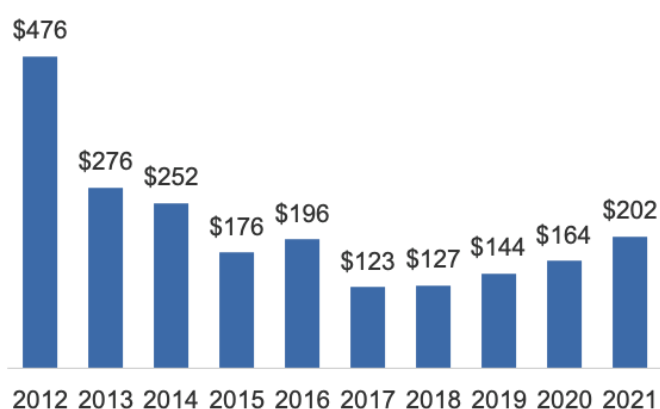
*4% of UT-2 global services exports went to China in 2021*

# Utah's 3<sup>rd</sup> District Exports to China

*Utah's 3<sup>rd</sup> District goods and services exports to China supported 1,620 American jobs in 2021.*

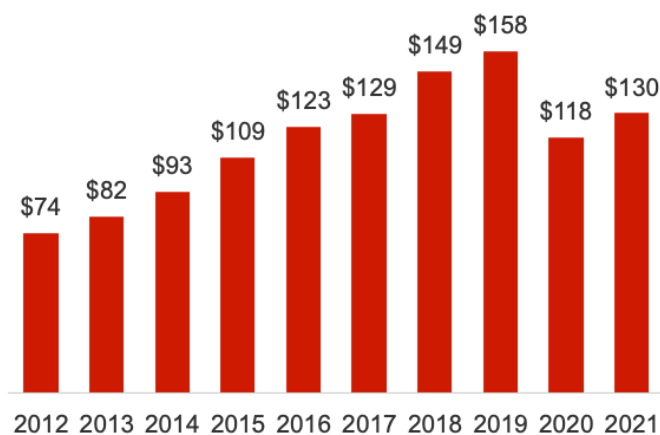
## Goods

(\$ million)



## Services

(\$ million)



Growth (2021-2022): 23%

Growth (2020-2021): 9%

### Top Goods Export Markets, 2022

1. United Kingdom	\$549 million
2. Canada	\$315 million
3. Japan	\$206 million
4. China	\$202 million
5. Mexico	\$197 million

### Top Services Export Markets, 2021

1. Ireland	\$332 million
2. United Kingdom	\$202 million
3. Canada	\$183 million
4. Japan	\$130 million
6. China	\$130 million

### Top Goods Exports to China, 2022

1. Pharmaceuticals & medicines	\$45 million
2. Medical equipment & supplies	\$37 million
3. Misc. crops	\$26 million
4. Navigational & meas. instruments	\$23 million
5. Misc. chemical preparations	\$9.9 million

### Top Services Exports to China, 2021

1. Software distribution royalties	\$29 million
2. Credit-related services	\$24 million
3. Education	\$14 million
4. Misc. financial services	\$8.9 million
5. Computer software services	\$7.3 million

*8% of UT-3 global goods exports went to China in 2022*

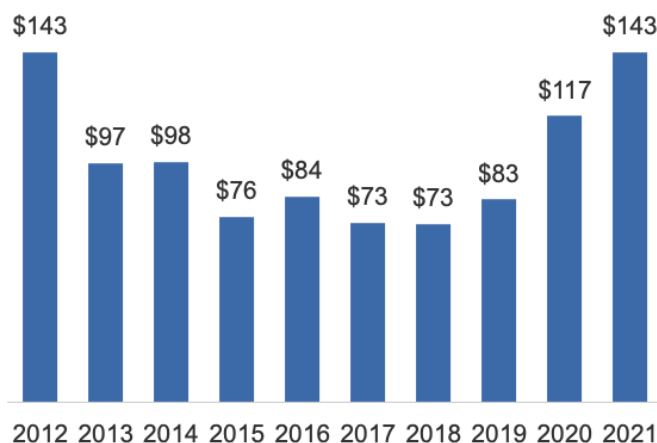
*5% of UT-3 global services exports went to China in 2021*

# Utah's 4<sup>th</sup> District Exports to China

*Utah's 4<sup>th</sup> District goods and services exports to China supported 990 American jobs in 2021.*

## Goods

(\$ million)



Growth (2021-2022): 22%

## Top Goods Export Markets, 2022

1. United Kingdom	\$392 million
2. Canada	\$229 million
3. China	\$143 million
4. Mexico	\$104 million
5. Japan	\$89 million

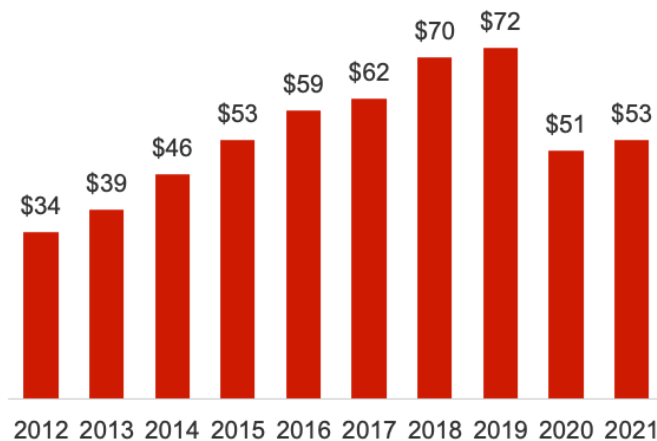
## Top Goods Exports to China, 2022

1. Meat products	\$59 million
2. Medical equipment & supplies	\$26 million
3. Navigational & meas. instruments	\$12 million
4. Pharmaceuticals & medicines	\$11 million
5. Misc. fabricated metal products	\$10 million

*9% of UT-4 global goods exports went to China in 2022*

## Services

(\$ million)



Growth (2020-2021): 5%

## Top Services Export Markets, 2021

1. United Kingdom	\$104 million
2. Ireland	\$98 million
3. Canada	\$83 million
4. China	\$53 million
5. Switzerland	\$53 million

## Top Services Exports to China, 2021

1. Credit-related services	\$14 million
2. Misc. financial services	\$6.5 million
3. Software distribution royalties	\$4.2 million
4. Education	\$3.8 million
5. Royalties from industrial processes	\$3.6 million

*5% of UT-4 global services exports went to China in 2021*