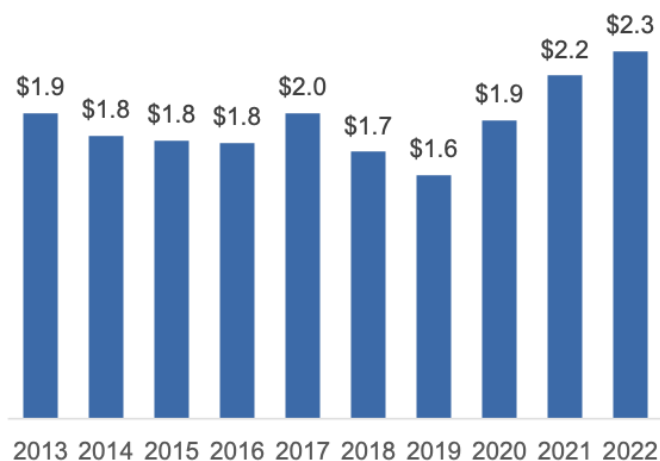


Wisconsin's Exports to China

Wisconsin's goods and services exports to China supported 15,960 American jobs in 2021.

Goods (\$ billion)



Growth (2021-2022): 7%

Top Goods Export Markets, 2022

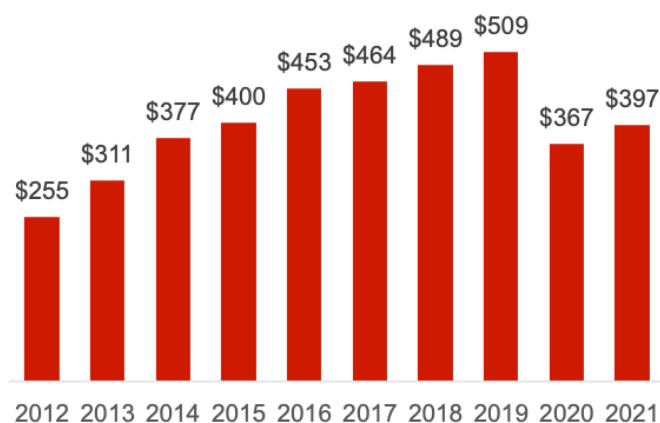
1. Canada	\$8.5 billion
2. Mexico	\$3.7 billion
3. China	\$2.5 billion
4. Germany	\$1.1 billion
5. United Kingdom	\$879 million

Top Goods Exports to China, 2022

1. Oilseeds & grains	\$539 million
2. Navigational & meas. instruments	\$289 million
3. Aerospace products & parts	\$121 million
4. Pharmaceuticals & medicines	\$116 million
5. Comm. & serv. industry machinery	\$101 million

8% of Wisconsin's global goods exports went to China in 2022

Services (\$ million)



Growth (2020-2021): 8%

Top Services Export Markets, 2021

1. Ireland	\$761 million
2. United Kingdom	\$546 million
3. Canada	\$450 million
4. Switzerland	\$434 million
5. China	\$397 million

Top Services Exports to China, 2021

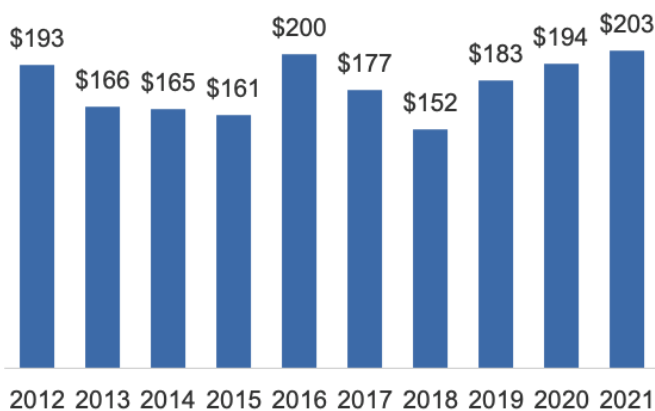
1. Education	\$132 million
2. Software distribution royalties	\$62 million
3. Royalties from industrial processes	\$56 million
4. Trademark royalties	\$32 million
5. Misc. business, prof. & tech. services	\$18 million

6% of Wisconsin's global services exports went to China in 2021

Wisconsin's 1st District Exports to China

Wisconsin's 1st District goods and services exports to China supported 1,160 American jobs in 2021.

Goods (\$ million)



Services (\$ million)



Growth (2021-2022): 5%

Growth (2020-2021): 7%

Top Goods Export Markets, 2022

1. Canada	\$1.1 billion
2. Mexico	\$517 million
3. China	\$203 million
4. Germany	\$145 million
5. United Kingdom	\$140 million

Top Services Export Markets, 2021

1. Switzerland	\$46 million
2. Ireland	\$39 million
3. Canada	\$32 million
4. United Kingdom	\$32 million
5. China	\$26 million

Top Goods Exports to China, 2022

1. Aerospace products & parts	\$27 million
2. Navigational & meas. instruments	\$16 million
3. Comm. & serv. industry machinery	\$13 million
4. Pharmaceuticals & medicines	\$12 million
5. Oilseeds & grains	\$10 million

Top Services Exports to China, 2021

1. Royalties from industrial processes	\$7.9 million
2. Education	\$3.7 million
3. Trademark royalties	\$2.9 million
4. Misc. business, prof. & tech. services	\$2.8 million
5. Misc. personal & recreational	\$2.4 million

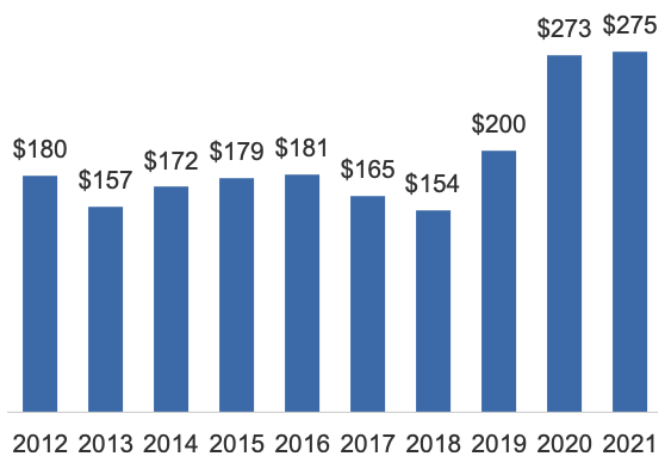
6% of WI-1 global goods exports went to China in 2022

6% of WI-1 global services exports went to China in 2021

Wisconsin's 2nd District Exports to China

Wisconsin's 2nd District goods and services exports to China supported 2,740 American jobs in 2021.

Goods (\$ million)



Growth (2021-2022): 1%

Top Goods Export Markets, 2022

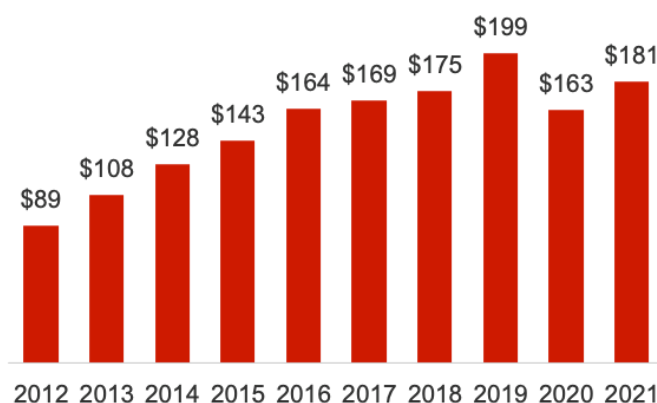
1. Canada	\$694 million
2. China	\$275 million
3. Mexico	\$252 million
4. Germany	\$148 million
5. Japan	\$95 million

Top Goods Exports to China, 2022

1. Oilseeds & grains	\$65 million
2. Pharmaceuticals & medicines	\$58 million
3. Navigational & meas. instruments	\$51 million
4. Basic chemicals	\$16 million
5. Comm. & serv. industry machinery	\$15 million

10% of WI-2 global goods exports went to China in 2022

Services (\$ million)



Growth (2020-2021): 11%

Top Services Export Markets, 2021

1. Ireland	\$399 million
2. China	\$181 million
3. Japan	\$134 million
4. United Kingdom	\$129 million
5. Canada	\$118 million

Top Services Exports to China, 2021

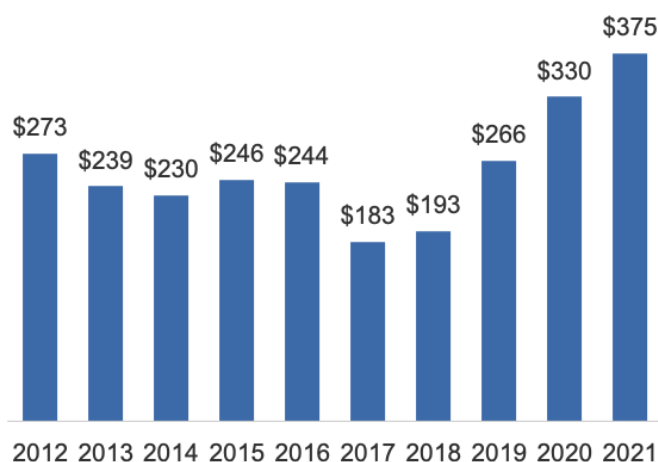
1. Education	\$95 million
2. Software distribution royalties	\$52 million
3. Royalties from industrial processes	\$9.5 million
4. Trademark royalties	\$5.0 million
5. Insurance services	\$2.7 million

8% of WI-2 global services exports went to China in 2021

Wisconsin's 3rd District Exports to China

Wisconsin's 3rd District goods and services exports to China supported 2,690 American jobs in 2021.

Goods (\$ million)



Services (\$ million)



Growth (2021-2022): 15%

Growth (2020-2021): 1%

Top Goods Export Markets, 2022

1. Canada	\$845 million
2. China	\$375 million
3. Mexico	\$343 million
4. Japan	\$124 million
5. Germany	\$110 million

Top Services Export Markets, 2021

1. United Kingdom	\$66 million
2. Ireland	\$57 million
3. Japan	\$44 million
4. Canada	\$41 million
6. China	\$28 million

Top Goods Exports to China, 2022

1. Oilseeds & grains	\$171 million
2. Cattle	\$28 million
3. Dairy products	\$17 million
4. Computer equipment	\$15 million
5. Navigational & meas. instruments	\$15 million

Top Services Exports to China, 2021

1. Software distribution royalties	\$5.0 million
2. Education	\$4.7 million
3. Trademark royalties	\$3.5 million
4. Royalties from industrial processes	\$3.0 million
5. Insurance services	\$2.2 million

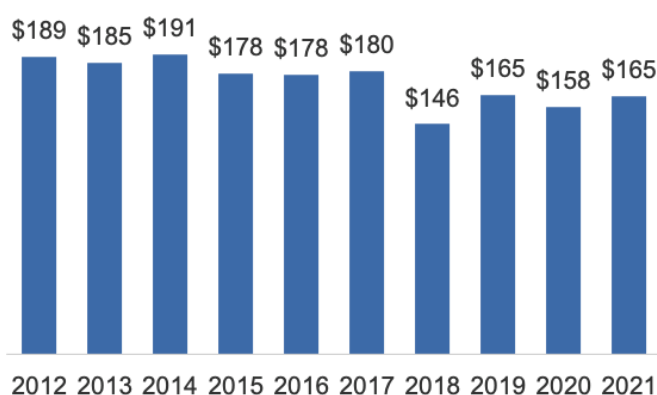
12% of WI-3 global goods exports went to China in 2022

5% of WI-3 global services exports went to China in 2021

Wisconsin's 4th District Exports to China

Wisconsin's 4th District goods and services exports to China supported 980 American jobs in 2021.

Goods (\$ million)



Growth (2021-2022): 4%

Top Goods Export Markets, 2022

1. Canada	\$627 million
2. Mexico	\$249 million
3. China	\$165 million
4. Germany	\$86 million
5. Belgium	\$70 million

Top Goods Exports to China, 2022

1. Navigational & meas. instruments	\$85 million
2. Engines & turbines	\$18 million
3. Basic chemicals	\$16 million
4. Electrical equipment	\$9.5 million
5. Pharmaceuticals & medicines	\$5.3 million

8% of WI-4 global goods exports went to China in 2022

Services (\$ million)



Growth (2020-2021): 4%

Top Services Export Markets, 2021

1. United Kingdom	\$88 million
2. Canada	\$80 million
3. Switzerland	\$60 million
4. Ireland	\$59 million
6. China	\$49 million

Top Services Exports to China, 2021

1. Education	\$18 million
2. Royalties from industrial processes	\$6.2 million
3. Trademark royalties	\$4.7 million
4. Misc. business, prof. & tech. services	\$3.9 million
5. Misc. computer services	\$2.3 million

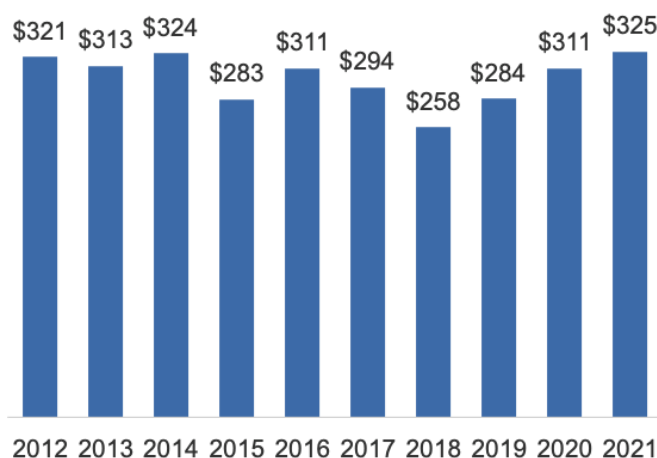
6% of WI-4 global services exports went to China in 2021

Wisconsin's 5th District Exports to China

Wisconsin's 5th District goods and services exports to China supported 1,850 American jobs in 2021.

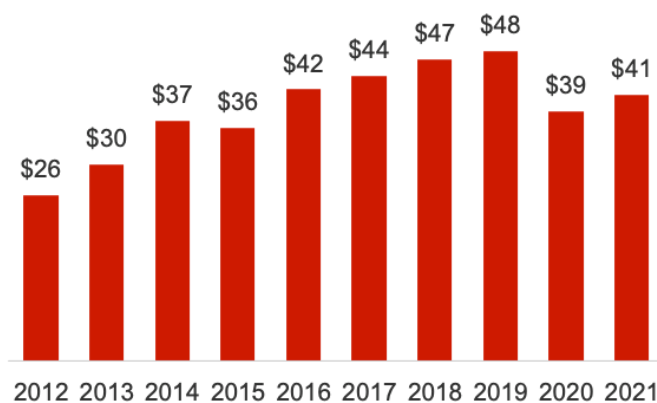
Goods

(\$ million)



Services

(\$ million)



Growth (2021-2022): 5%

Growth (2020-2021): 6%

Top Goods Export Markets, 2022

1. Canada	\$1.3 billion
2. Mexico	\$607 million
3. China	\$325 million
4. Germany	\$150 million
5. United Kingdom	\$132 million

Top Services Export Markets, 2021

1. Ireland	\$82 million
2. Switzerland	\$82 million
3. United Kingdom	\$79 million
4. Canada	\$66 million
6. China	\$41 million

Top Goods Exports to China, 2022

1. Navigational & meas. instruments	\$107 million
2. Comm. & serv. industry machinery	\$29 million
3. Oilseeds & grains	\$28 million
4. Misc. general purpose machinery	\$21 million
5. Electrical equipment	\$19 million

Top Services Exports to China, 2021

1. Royalties from industrial processes	\$14 million
2. Trademark royalties	\$4.6 million
3. Equip. installation & maintenance	\$4.0 million
4. Misc. personal & recreational	\$3.5 million
5. Misc. business, prof. & tech. services	\$2.9 million

8% of WI-5 global goods exports went to China in 2022

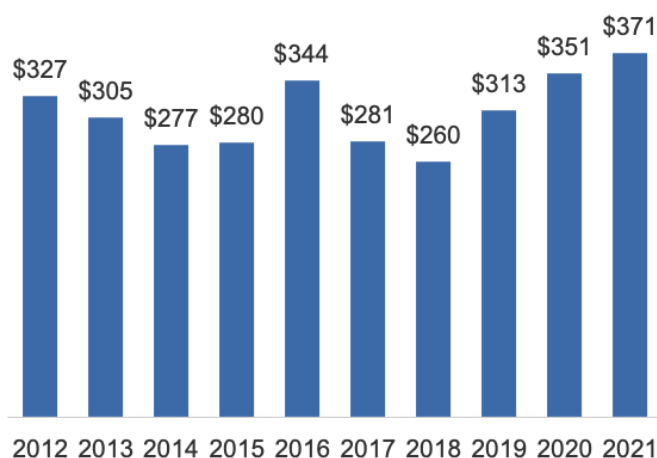
5% of WI-5 global services exports went to China in 2021

Wisconsin's 6th District Exports to China

Wisconsin's 6th District goods and services exports to China supported 2,290 American jobs in 2021.

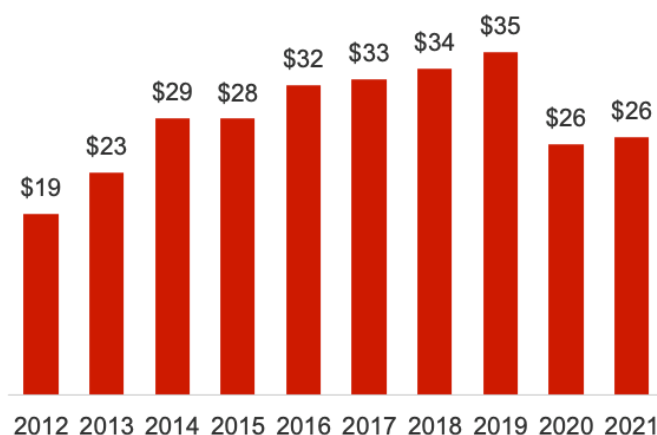
Goods

(\$ million)



Services

(\$ million)



Growth (2021-2022): 6%

Growth (2020-2021): 3%

Top Goods Export Markets, 2022

1. Canada	\$1.8 billion
2. Mexico	\$857 million
3. China	\$371 million
4. Belgium	\$210 million
5. Germany	\$187 million

Top Services Export Markets, 2021

1. Ireland	\$52 million
2. Switzerland	\$46 million
3. United Kingdom	\$42 million
4. Canada	\$38 million
6. China	\$26 million

Top Goods Exports to China, 2022

1. Oilseeds & grains	\$74 million
2. Engines & turbines	\$45 million
3. Dairy products	\$29 million
4. Aerospace products & parts	\$25 million
5. Misc. fabricated metal products	\$19 million

Top Services Exports to China, 2021

1. Royalties from industrial processes	\$7.9 million
2. Education	\$5.9 million
3. Trademark royalties	\$3.6 million
4. Misc. business, prof. & tech. services	\$2.5 million
5. Misc. personal & recreational	\$1.9 million

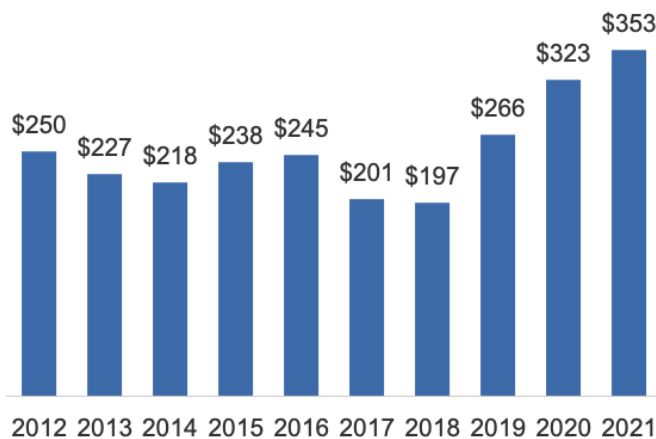
7% of WI-6 global goods exports went to China in 2022

5% of WI-6 global services exports went to China in 2021

Wisconsin's 7th District Exports to China

Wisconsin's 7th District goods and services exports to China supported 2,500 American jobs in 2021.

Goods (\$ million)



Services (\$ million)



Growth (2021-2022): 9%

Growth (2020-2021): 13%

Top Goods Export Markets, 2022

1. Canada	\$969 million
2. Mexico	\$409 million
3. China	\$353 million
4. Japan	\$117 million
5. Germany	\$114 million

Top Services Export Markets, 2021

1. United Kingdom	\$42 million
2. Ireland	\$32 million
3. Canada	\$28 million
4. Japan	\$25 million
7. China	\$19 million

Top Goods Exports to China, 2022

1. Oilseeds & grains	\$158 million
2. Cattle	\$26 million
3. Dairy products	\$22 million
4. Comm. & serv. industry machinery	\$17 million
5. Sawmill & wood products	\$17 million

Top Services Exports to China, 2021

1. Trademark royalties	\$5.2 million
2. Software distribution royalties	\$2.2 million
3. Misc. personal & recreational	\$2.0 million
4. Equip. installation & maintenance	\$1.8 million
5. Education	\$1.8 million

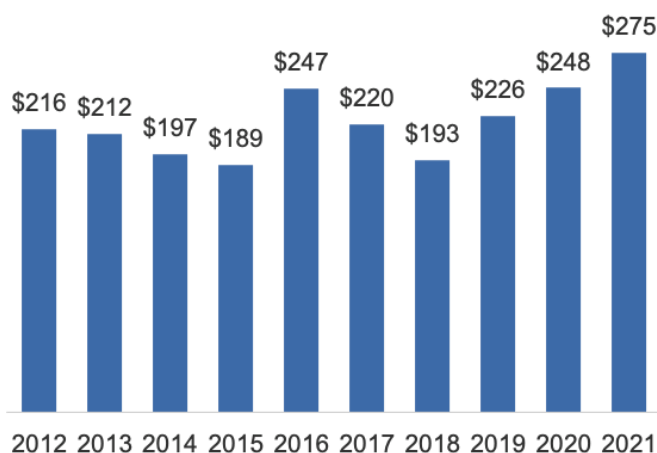
11% of WI-7 global goods exports went to China in 2022

5% of WI-7 global services exports went to China in 2021

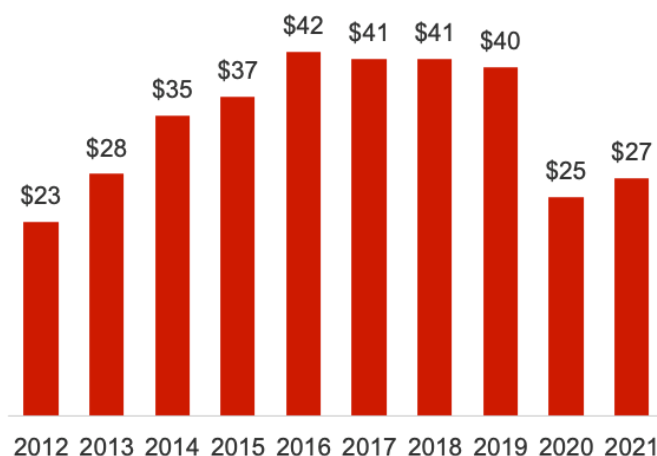
Wisconsin's 8th District Exports to China

Wisconsin's 8th District goods and services exports to China supported 1,760 American jobs in 2021.

Goods (\$ million)



Services (\$ million)



Growth (2021-2022): 11%

Growth (2020-2021): 9%

Top Goods Export Markets, 2022

1. Canada	\$1.2 billion
2. Mexico	\$467 million
3. China	\$275 million
4. Germany	\$151 million
5. United Kingdom	\$119 million

Top Services Export Markets, 2021

1. United Kingdom	\$67 million
2. Canada	\$47 million
3. Japan	\$42 million
4. Ireland	\$40 million
7. China	\$27 million

Top Goods Exports to China, 2022

1. Oilseeds & grains	\$54 million
2. Aerospace products & parts	\$28 million
3. Dairy products	\$23 million
4. Fabrics	\$14 million
5. Motor vehicle parts	\$13 million

Top Services Exports to China, 2021

1. Royalties from industrial processes	\$5.9 million
2. Education	\$4.2 million
3. Trademark royalties	\$4.0 million
4. Insurance services	\$2.4 million
5. Misc. business, prof. & tech. services	\$2.1 million

8% of WI-8 global goods exports went to China in 2022

5% of WI-8 global services exports went to China in 2021